



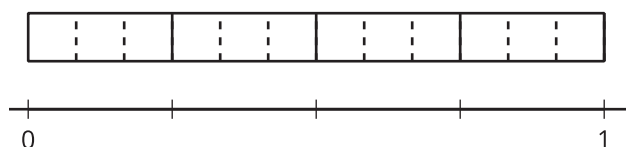
# Same Size, Related Sizes

Let's find some fractions that are the same size.

## Warm-up

### Notice and Wonder: A Fraction Strip and a Number Line

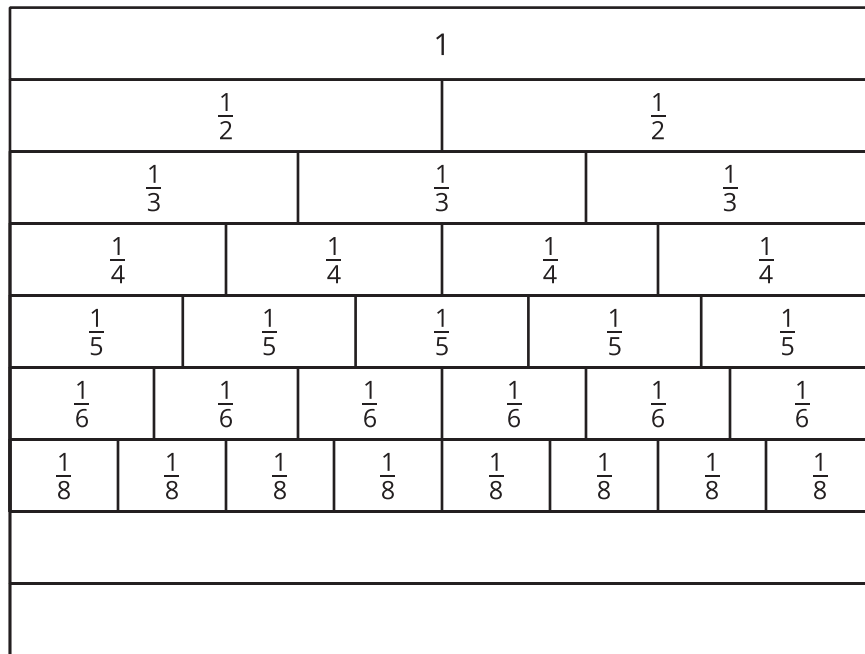
What do you notice? What do you wonder?



## Activity 1

### Same Size, Different Numbers

Here's a diagram of fraction strips, with two blank strips added.



1. Use one blank strip to show tenths. Label the parts. How did you partition the strip?

---



---

2. Use the other blank strip to show twelfths. Label the parts. How did you partition the strip?

---



---

3. Jada says, “I notice that 1 of the  $\frac{1}{2}$  parts is the same size as 2 of the  $\frac{1}{4}$  parts and 3 of the  $\frac{1}{6}$  parts. So,  $\frac{1}{2}$ ,  $\frac{2}{4}$ , and  $\frac{3}{6}$  must be equivalent fractions.” Jada’s reasoning is correct.

Find a fraction in the diagram that is equivalent to each of the following fractions. Be prepared to explain your reasoning.

a.  $\frac{1}{6}$

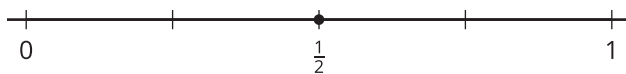
b.  $\frac{2}{10}$

c.  $\frac{3}{3}$

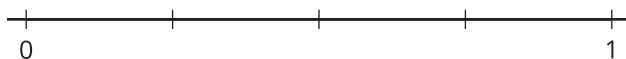
## Activity 2

### Fractions on Number Lines

1. The point on this number line shows the fraction  $\frac{1}{2}$ .



Label the tick marks on each number line.



2. You will locate  $\frac{1}{6}$ ,  $\frac{1}{8}$ , and  $\frac{1}{10}$  on one of the number lines.
- Which number line would you use for each fraction? Be prepared to explain your reasoning.
  - Locate and label each fraction ( $\frac{1}{6}$ ,  $\frac{1}{8}$ , and  $\frac{1}{10}$ ) on a different number line.
3. Locate and label each fraction on one of the number lines.

$$\frac{2}{6}$$

$$\frac{2}{8}$$

$$\frac{6}{8}$$

$$\frac{8}{10}$$

$$\frac{4}{6}$$

$$\frac{4}{8}$$

$$\frac{4}{10}$$

$$\frac{6}{6}$$

$$\frac{6}{10}$$

$$\frac{8}{8}$$

