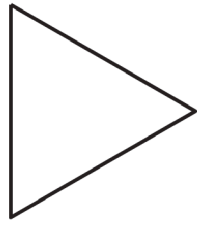




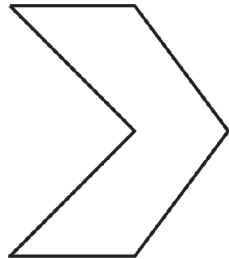
A
Shape Cards Grade 3




B
Shape Cards Grade 3



C
Shape Cards Grade 3



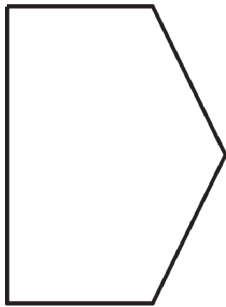
D
Shape Cards Grade 3




E
Shape Cards Grade 3



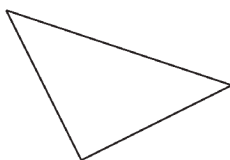
F
Shape Cards Grade 3



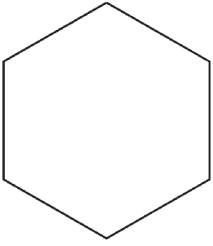
G
Shape Cards Grade 3




H
Shape Cards Grade 3



I
Shape Cards Grade 3




J
Shape Cards Grade 3




K
Shape Cards Grade 3




L
Shape Cards Grade 3



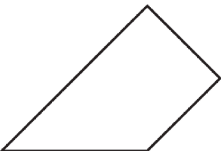
M
Shape Cards Grade 3



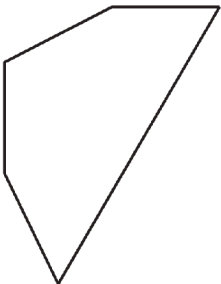
N
Shape Cards Grade 3



O
Shape Cards Grade 3



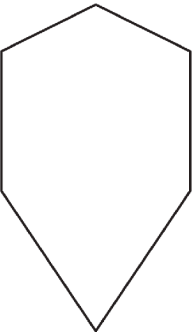
P
Shape Cards Grade 3



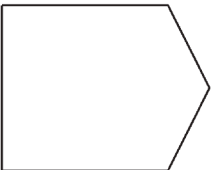
Q
Shape Cards Grade 3



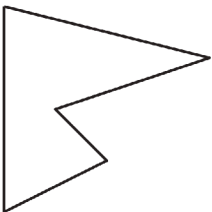
R
Shape Cards Grade 3



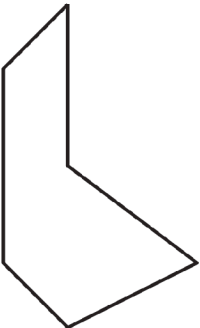
S
Shape Cards Grade 3



T
Shape Cards Grade 3



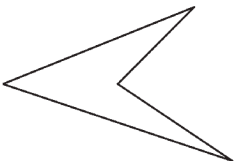
U
Shape Cards Grade 3




V
Shape Cards Grade 3




W
Shape Cards Grade 3




X
Shape Cards Grade 3



M
Quadrilateral Cards Grade 3



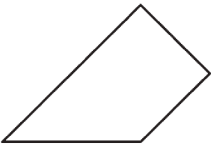
N
Quadrilateral Cards Grade 3



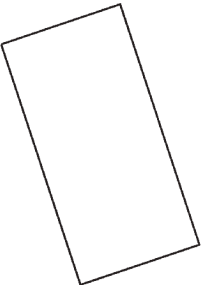
O
Quadrilateral Cards Grade 3



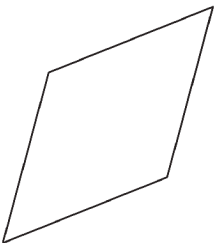
P
Quadrilateral Cards Grade 3



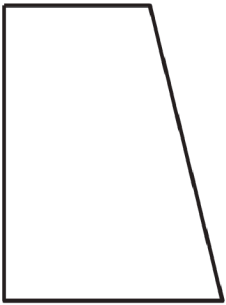
Q
Quadrilateral Cards Grade 3



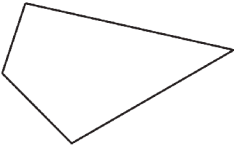
R
Quadrilateral Cards Grade 3




S
Quadrilateral Cards Grade 3



T
Quadrilateral Cards Grade 3



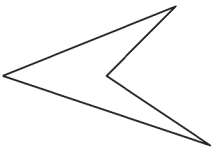
U
Quadrilateral Cards Grade 3




V
Quadrilateral Cards Grade 3




W
Quadrilateral Cards Grade 3



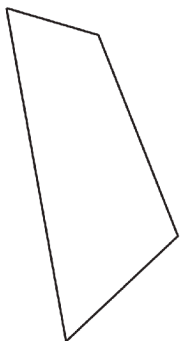
X
Quadrilateral Cards Grade 3



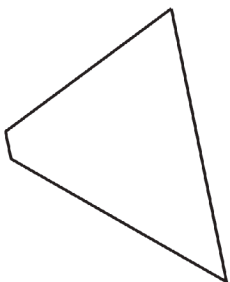
Y
Quadrilateral Cards Grade 3



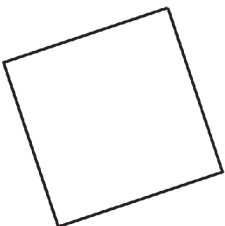
Z
Quadrilateral Cards Grade 3




AA
Quadrilateral Cards Grade 3



BB
Quadrilateral Cards Grade 3



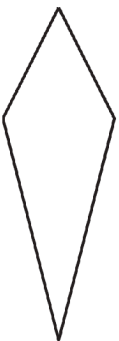
CC
Quadrilateral Cards Grade 3



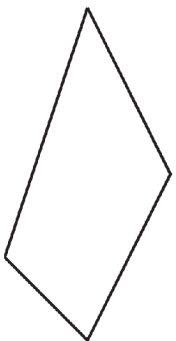
DD
Quadrilateral Cards Grade 3



EE
Quadrilateral Cards Grade 3



FF
Quadrilateral Cards Grade 3



Instrucciones:

- Compañero A: escoge una tarjeta de figura, no se la muestres a tu compañero y descríbela.
 - Compañero B: dibuja la figura a partir de la descripción de tu compañero.
 - Compáren las figuras. Si el compañero B dibujó la figura correctamente, se queda con la tarjeta.
 - Háganlo por turnos. Gana la persona que tenga más tarjetas al final del juego.
-

Instrucciones:

- Compañero A: escoge una tarjeta de figura, no se la muestres a tu compañero y descríbela.
 - Compañero B: dibuja la figura a partir de la descripción de tu compañero.
 - Compáren las figuras. Si el compañero B dibujó la figura correctamente, se queda con la tarjeta.
 - Háganlo por turnos. Gana la persona que tenga más tarjetas al final del juego.
-

Instrucciones:

- Compañero A: escoge una tarjeta de figura, no se la muestres a tu compañero y descríbela.
- Compañero B: dibuja la figura a partir de la descripción de tu compañero.
- Compáren las figuras. Si el compañero B dibujó la figura correctamente, se queda con la tarjeta.
- Háganlo por turnos. Gana la persona que tenga más tarjetas al final del juego.