



Directions:

- On your turn:
 - Roll 2 number cubes. Find the sum.
 - Choose a square on the gameboard that shows that number.
Draw 1 line to connect any 2 dots around the number.
 - If you can't draw a line, roll again.
 - If you draw a line that finishes a square around a number, shade in that square.
- Take turns. The first player to shade in 3 squares wins.



Directions:

- On your turn:
 - Choose 2 number cards. Find the difference.
 - Choose a square on the gameboard that shows that number.
Draw 1 line to connect any 2 dots around the number.
 - If you can't draw a line, choose 2 new cards.
 - If you draw a line that finishes a square around a number, shade in that square.
- Take turns. The first player to shade in 3 squares wins.



1

2

3

4

5

6

7

8

9

1

2

3

4

5

6

7

8

9

0

0

10

10

1

2

3

4

5

6

7

8

9

1

2

3

4

5

6

7

8

9

0


0

10

10

Directions:

- On your turn:
 - Spin the spinner. Take 1 number card. Find the sum.
 - Choose a square on the gameboard that shows that number. Draw 1 line. Connect any 2 dots around the number.
 - If you can't draw a line, spin again. Then take a new card.
 - If you draw a line that finishes a square around a number, shade in that box.
- Take turns. The first player to shade in 3 boxes wins.





1

2

3

4

5

6

7

8

9

1

2

3

4

5

6

7

8

9

0

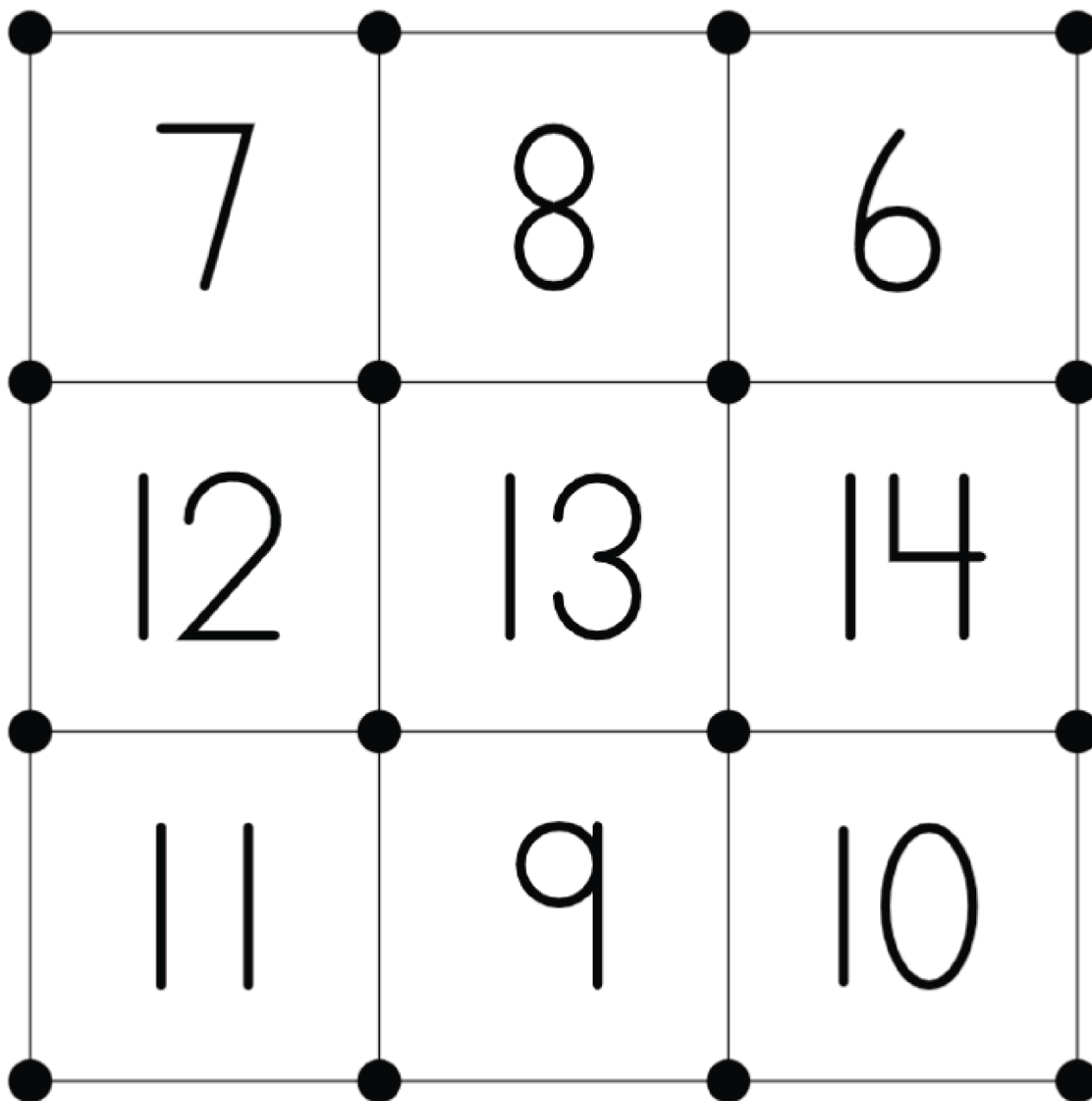
0

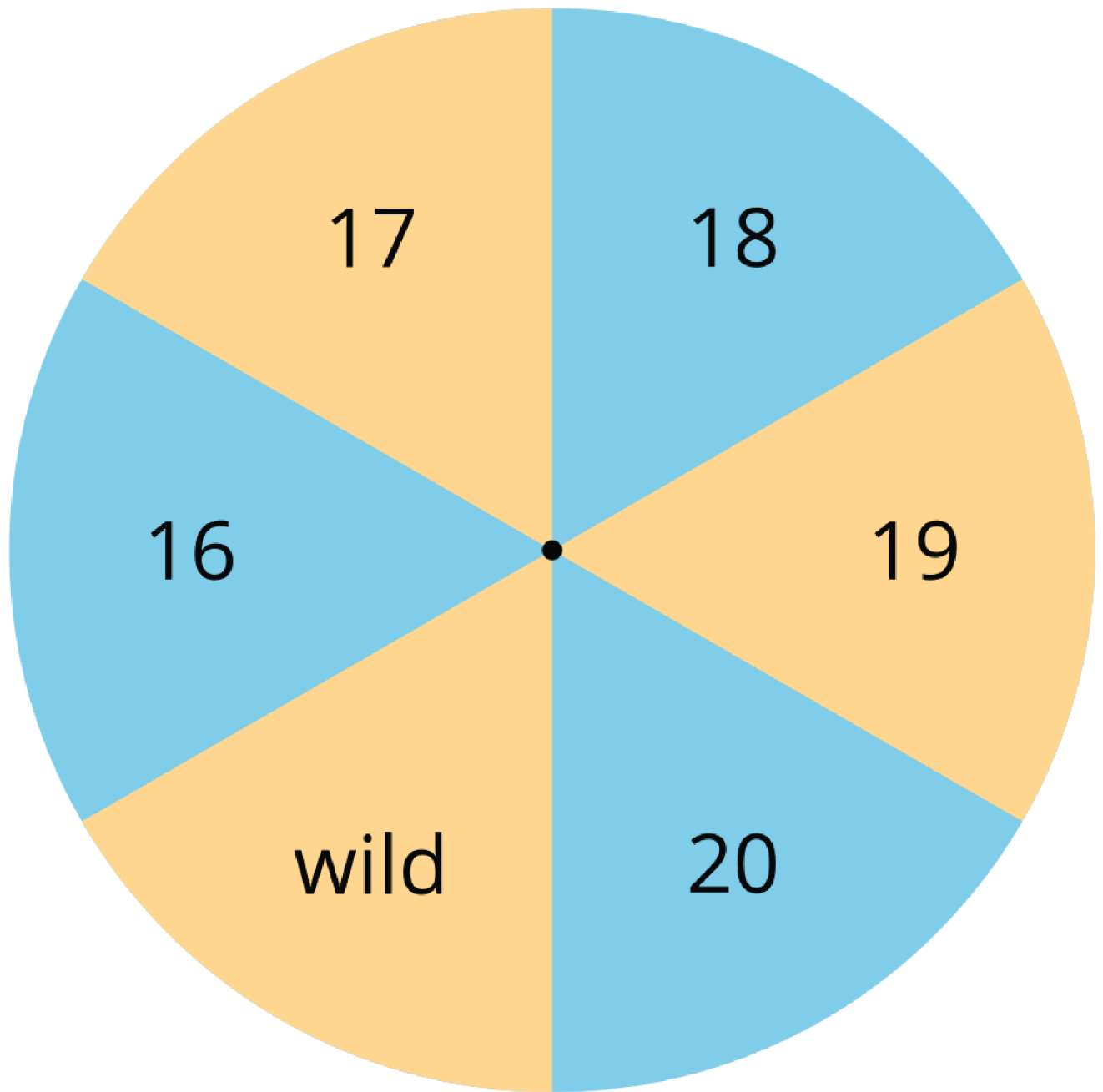
10

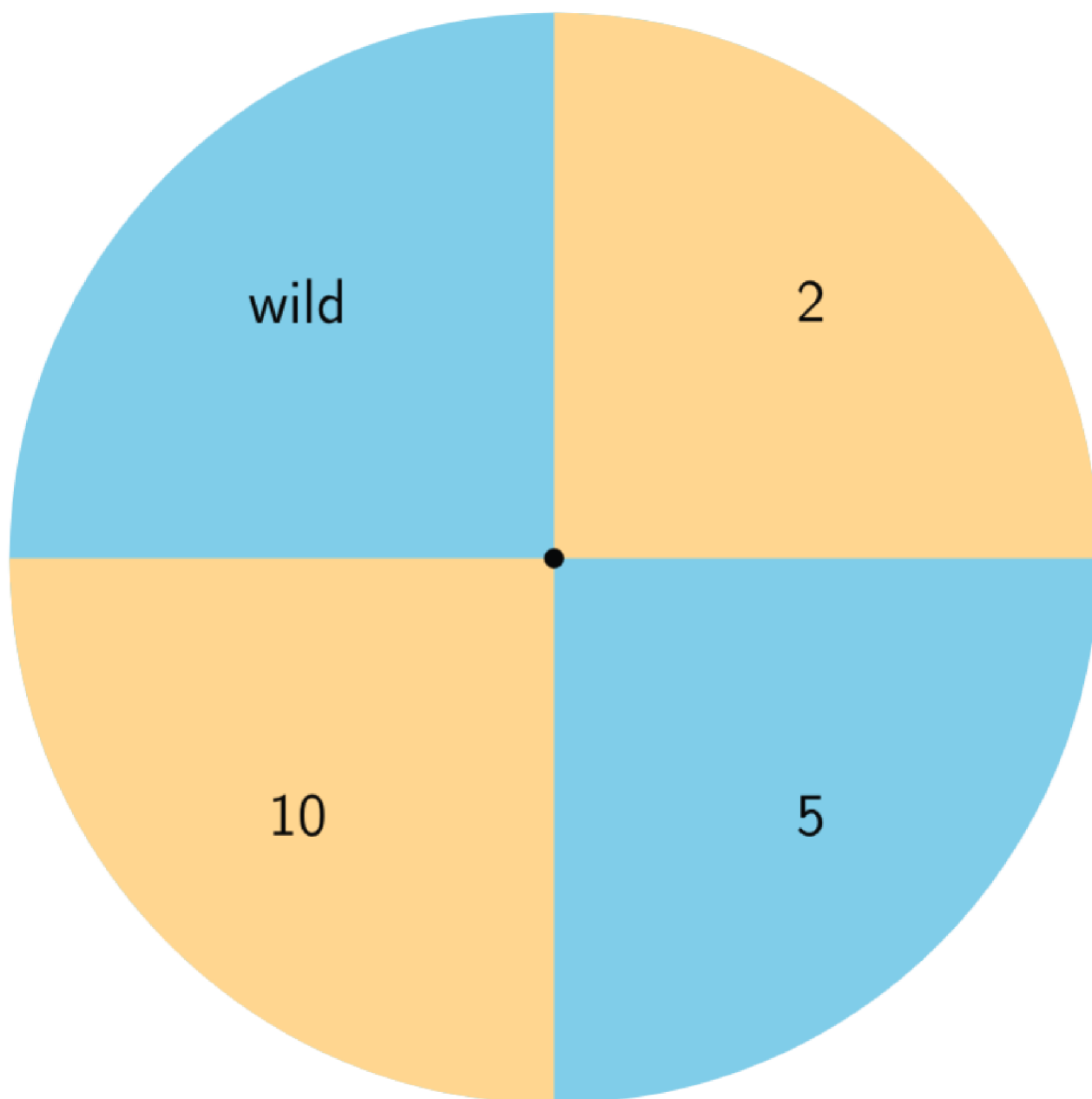
10

Directions:

- On your turn:
 - Spin the spinner. Take 1 number card. Subtract the number on the card from the number on the spinner.
 - Choose a square on the gameboard that shows that number. Draw 1 line. Connect any 2 dots around the number.
 - If you can't draw a line, spin again. Then take a new card.
 - If you draw a line that finishes a square around a number, shade in that box.
- Take turns. The first player to shade in 3 boxes wins.









Directions:

- On your turn:
 - Roll the number cube and spin the spinner. Find the product.
 - Choose a square on the gameboard that shows that number. Draw one line connecting any 2 dots around the number.
 - If you can't draw a line, roll and spin again.
 - If you draw a line that finishes a square around a number, shade in that box with your color.
- Take turns with your partner. The first player to shade in 3 boxes wins.



Directions:

- On your turn:
 - Roll the number cube and spin the spinner. Find the product.
 - Choose a square on the gameboard that shows that number. Draw one line connecting any 2 dots around the number.
 - If you can't draw a line, roll and spin again.
 - If you draw a line that finishes a square around a number, shade in that box with your color.
- Take turns with your partner. The first player to shade in 3 boxes wins.





Directions:

- On your turn:
 - Roll the number cube and spin the spinner. Find the product.
 - Choose a square on the gameboard that shows that number. Draw one line connecting any 2 dots around the number.
 - If you can't draw a line, roll and spin again.
 - If you draw a line that finishes a square around a number, shade in that box.
- Take turns. The first player to shade in 3 boxes wins.

