




# All Kinds of Attributes

Let's use what we know about attributes of figures to create drawings.

## Warm-up

### How Many Do You See: Dot after Dot

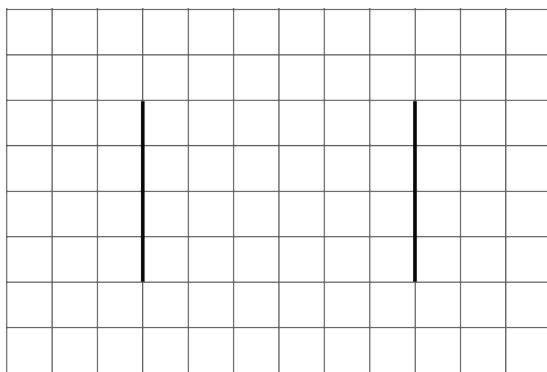
How many do you see? How do you see them?



## Activity 1

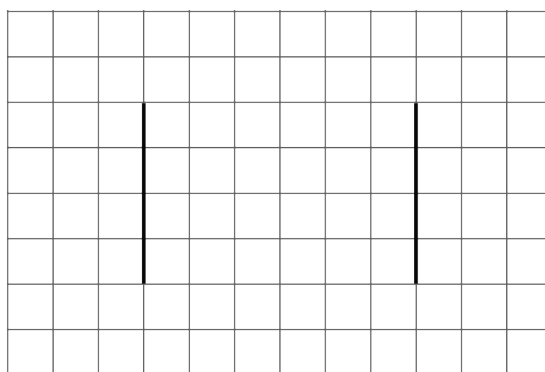
### You're Gonna Draw It: It's Symmetric

1. Here is a pair of parallel segments that have the same length.

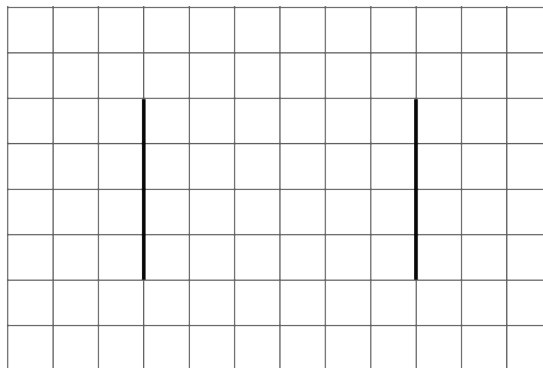


Draw 1 or more segments to create a figure with only 1 line of symmetry.

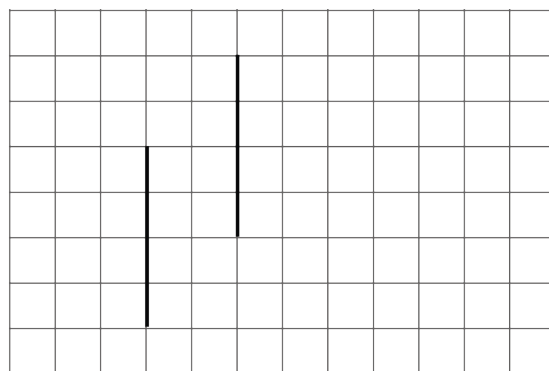
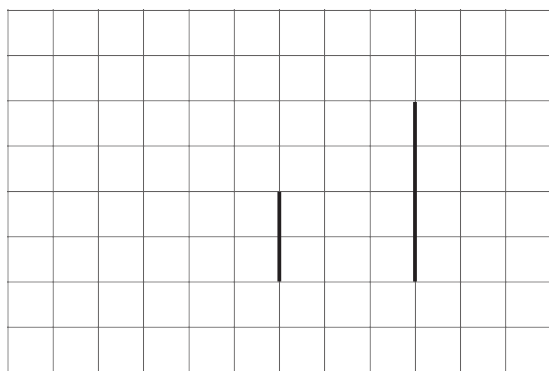
2. Here are some other pairs of parallel segments. Draw more segments to make:
  - a. a figure with 2 lines of symmetry



b. a figure with 0 lines of symmetry




If you have time: Here are some other pairs of parallel lines. Draw more segments to create a figure with only 1 line of symmetry.



## Activity 2

### Hidden Shapes

Here is a field of dots.



Can you connect the dots to create each of the following shapes? If so, draw the shapes. If not, explain your reasoning.

1. a triangle with only 1 line of symmetry
2. a quadrilateral with only 1 line of symmetry
3. a quadrilateral with 2 pairs of parallel sides
4. a quadrilateral with 1 pair of perpendicular sides
5. a rectangle
6. a 6-sided figure with only 1 line of symmetry

