


Directions:


- On your turn:
 - Spin the spinner. Take 1 number card. Find the sum.
 - Choose a square on the gameboard that shows that number. Draw 1 line. Connect any 2 dots around the number.
 - If you can't draw a line, spin again. Then take a new card.
 - If you draw a line that finishes a square around a number, shade in that box.
- Take turns. The first player to shade in 3 boxes wins.





Directions: (2-digit plus 2-digit)

- Partner A: Put a paper clip on 1 number in each gray row. Cover the sum of the 2 numbers with a counter.
- Partner B: Move 1 of the paper clips to another number in the same row. Add the numbers. Cover the sum with a counter.
- Take turns. If a partner finds a sum that is already covered, they move the same paper clip to a different number. The game ends when a partner fills the gameboard or places 5 counters in a row—across, up and down, or diagonal.




81	91	54	46	90
84	83	35	82	53
60	92	99	73	51
73	42	44	53	92
100	75	82	61	64

16	27	25	34	35
65	19	57	26	48

Directions: (1-digit plus 2-digit)

- Partner A: Put a paper clip on 1 number in each gray row. Cover the sum of the 2 numbers with a counter.
- Partner B: Move 1 of the paper clips to another number in the same row. Add the numbers. Cover the sum with a counter.
- Take turns. If a partner finds a sum that is already covered, they move the same paper clip to a different number. The game ends when a partner gets 5 counters in a row or the gameboard is filled. Counters can be across, up and down, or diagonal.



75	64	24	26	63
65	25	22	31	55
58	30	67	32	66
72	56	54	34	71
74	23	33	73	57

5	6	7	8	9
17	25	49	58	66