

Slopes, Vertical Intercepts, and Graphs

## Situation A

Lin's dad bought a tablet. He pays the same amount each month for a subscription to a movie streaming service. The graph represents how much money he spent,  $y$ , for the tablet and  $x$  months of the service. The slope of the line is 10.

Slopes, Vertical Intercepts, and Graphs

## Situation B

The graph represents the perimeter,  $y$ , of a square whose side length is  $x$ . The slope of the line is 4.

Slopes, Vertical Intercepts, and Graphs

## Situation C

Diego puts his piggy bank on his desk. Each week he adds the same amount of money to his bank. The graph represents the amount in the piggy bank,  $y$ , after  $x$  weeks. The slope of the line is 5.

Slopes, Vertical Intercepts, and Graphs

## Situation D

Noah starts his piggy bank off with money he's saved helping a neighbor out. Each month he adds the same amount of money to his bank. The graph represents the amount in the piggy bank,  $y$ , after  $x$  months. The slope of the line is 15.

Slopes, Vertical Intercepts, and Graphs

## Situation E

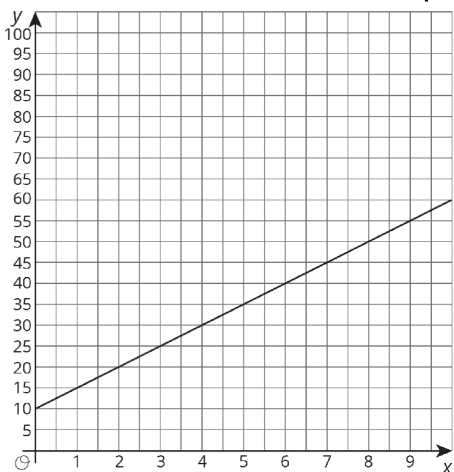
Elena adds a quarter to her piggy bank every day. The graph represents the number of dollars,  $y$ , in her piggy bank  $x$  days after she put the piggy bank in the closet. The slope of the line is 0.25.

Slopes, Vertical Intercepts, and Graphs

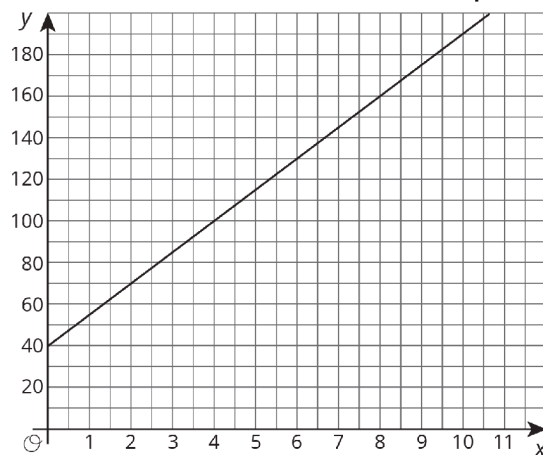
## Situation F

Lin's mom pays the same amount each month for internet service for her business tablet. The graph represents how much money she spent,  $y$ , for  $x$  months of service. The slope of the line is 40.

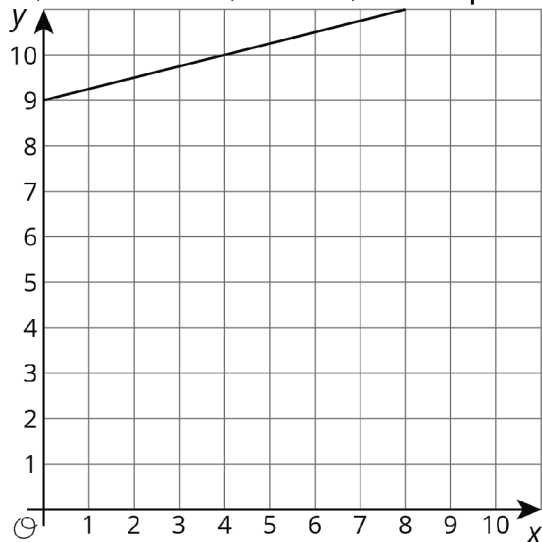
Slopes, Vertical Intercepts, and Graphs - Graph 1



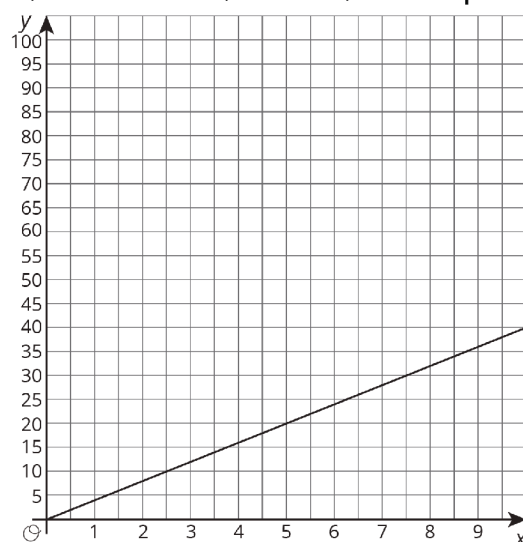
Slopes, Vertical Intercepts, and Graphs - Graph 3



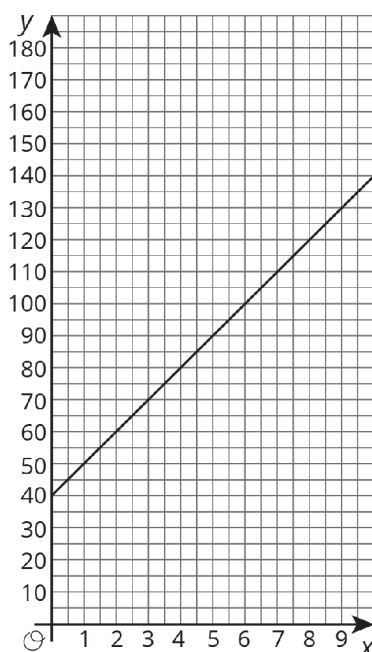
Slopes, Vertical Intercepts, and Graphs - Graph 5



Slopes, Vertical Intercepts, and Graphs - Graph 6



Slopes, Vertical Intercepts, and Graphs - Graph 2



Slopes, Vertical Intercepts, and Graphs - Graph 4

