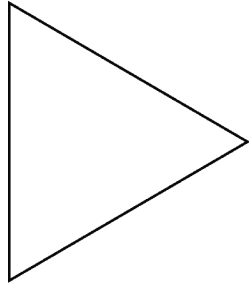


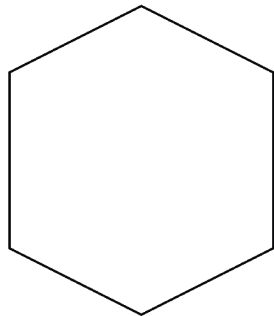
A Flat Shape Cards Grade 1



B Flat Shape Cards Grade 1



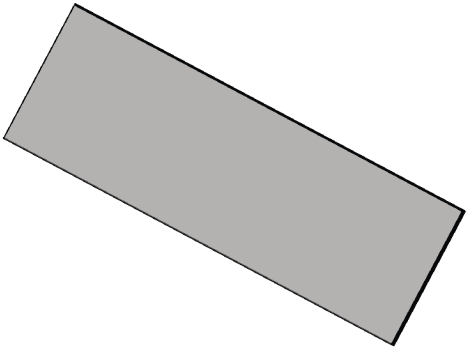
C Flat Shape Cards Grade 1




D Flat Shape Cards Grade 1



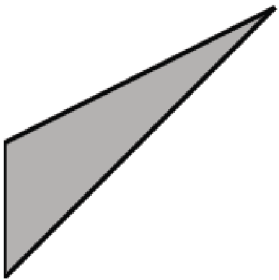
E Flat Shape Cards Grade 1



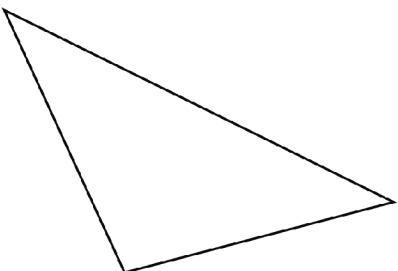
F Flat Shape Cards Grade 1




G Flat Shape Cards Grade 1




H Flat Shape Cards Grade 1




I
Flat Shape Cards Grade 1




J
Flat Shape Cards Grade 1



K
Flat Shape Cards Grade 1



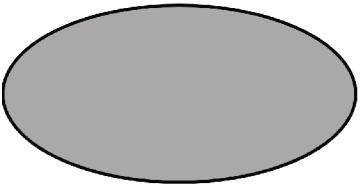
L
Flat Shape Cards Grade 1




M
Flat Shape Cards Grade 1



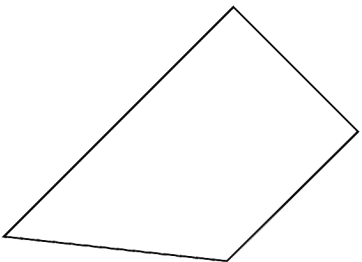
N
Flat Shape Cards Grade 1




O
Flat Shape Cards Grade 1



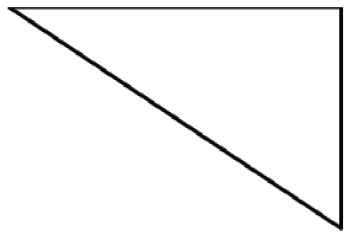
P
Flat Shape Cards Grade 1



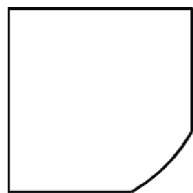
Q
Flat Shape Cards Grade 1



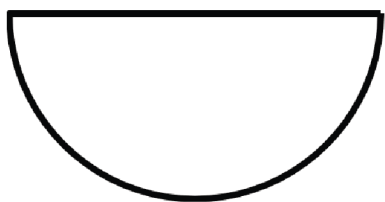
R
Flat Shape Cards Grade 1




S
Flat Shape Cards Grade 1



T
Flat Shape Cards Grade 1



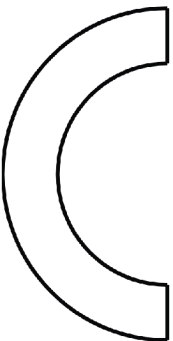
U
Flat Shape Cards Grade 1



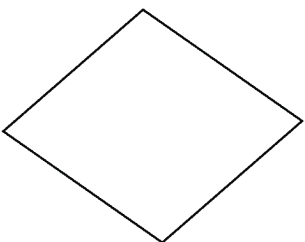
V
Flat Shape Cards Grade 1




W
Flat Shape Cards Grade 1

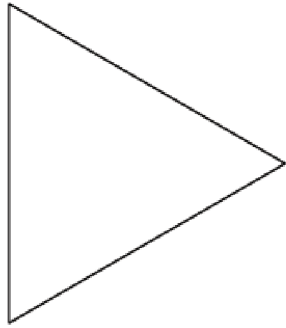


X
Flat Shape Cards Grade 1

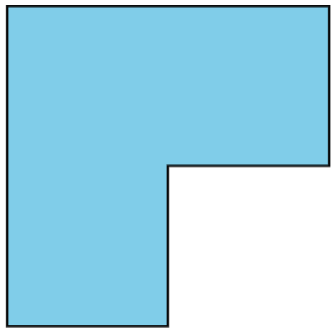




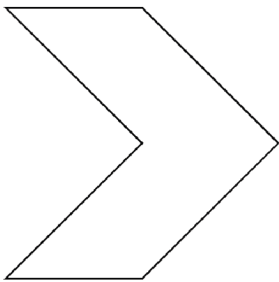
A
Shape Cards Grade 2




B
Shape Cards Grade 2



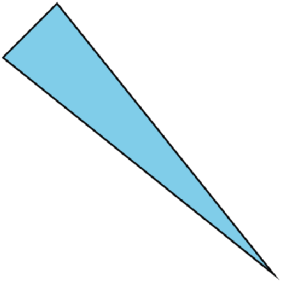
C
Shape Cards Grade 2



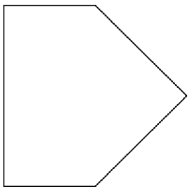
D
Shape Cards Grade 2



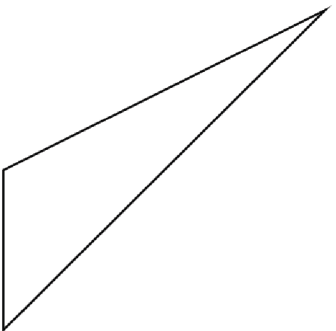
E
Shape Cards Grade 2



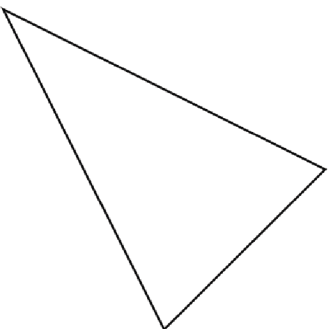
F
Shape Cards Grade 2



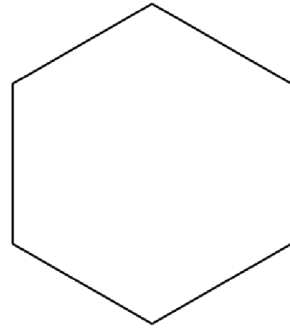
G
Shape Cards Grade 2



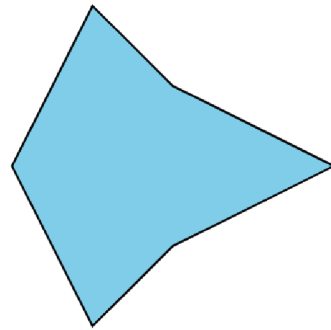
H
Shape Cards Grade 2



I
Shape Cards Grade 2



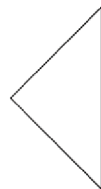
J
Shape Cards Grade 2




K
Shape Cards Grade 2



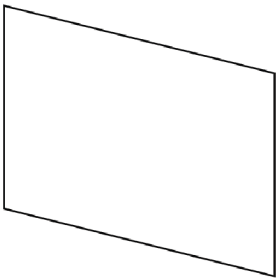
L
Shape Cards Grade 2



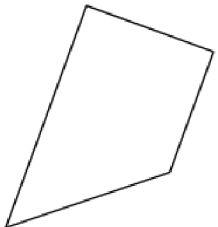
M
Shape Cards Grade 2



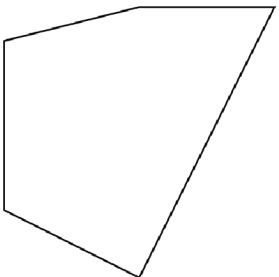
N
Shape Cards Grade 2



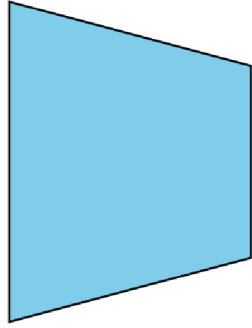
O
Shape Cards Grade 2



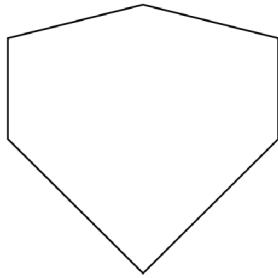
P
Shape Cards Grade 2



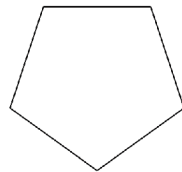
Q
Shape Cards Grade 2



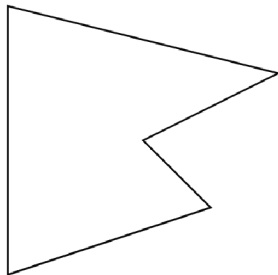
R
Shape Cards Grade 2



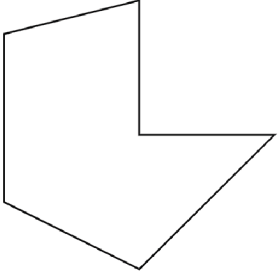
S
Shape Cards Grade 2



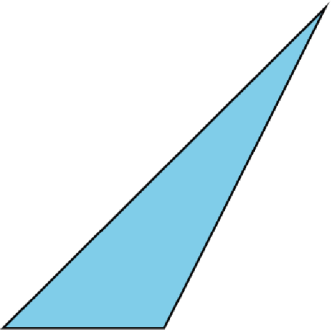
T
Shape Cards Grade 2



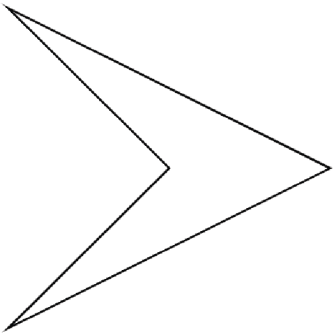
U
Shape Cards Grade 2




V
Shape Cards Grade 2




W
Shape Cards Grade 2

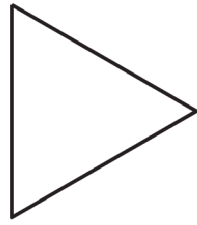


X
Shape Cards Grade 2





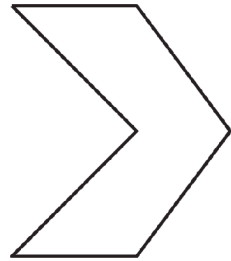
A
Shape Cards Grade 3




B
Shape Cards Grade 3



C
Shape Cards Grade 3



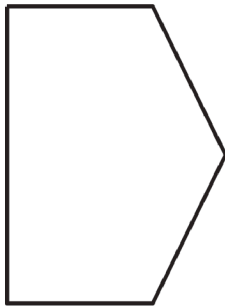
D
Shape Cards Grade 3



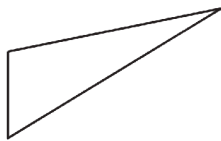
E
Shape Cards Grade 3



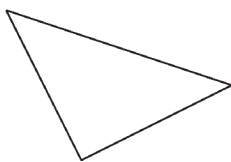
F
Shape Cards Grade 3



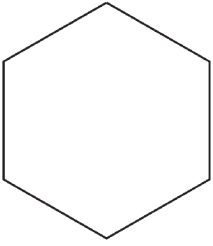
G
Shape Cards Grade 3




H
Shape Cards Grade 3



I
Shape Cards Grade 3



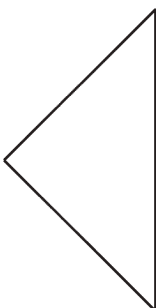
J
Shape Cards Grade 3




K
Shape Cards Grade 3



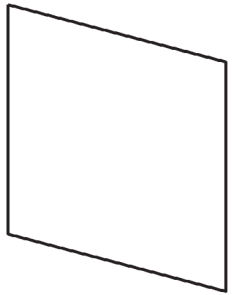
L
Shape Cards Grade 3



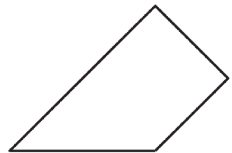
M
Shape Cards Grade 3



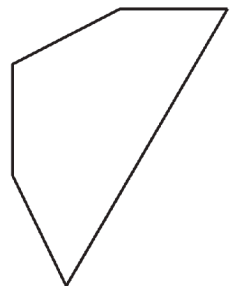
N
Shape Cards Grade 3




O
Shape Cards Grade 3



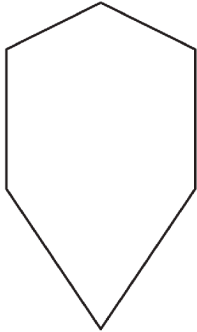
P
Shape Cards Grade 3



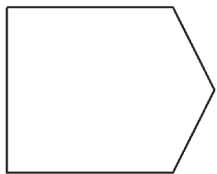
Q
Shape Cards Grade 3



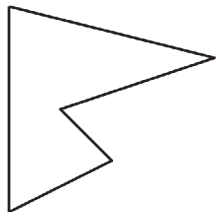
R
Shape Cards Grade 3



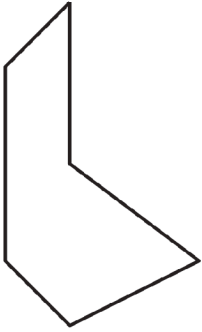
S
Shape Cards Grade 3




T
Shape Cards Grade 3



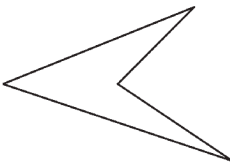
U
Shape Cards Grade 3




V
Shape Cards Grade 3



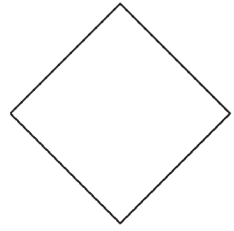
W
Shape Cards Grade 3



X
Shape Cards Grade 3



M
Quadrilateral Cards Grade 3



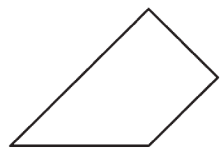
N
Quadrilateral Cards Grade 3



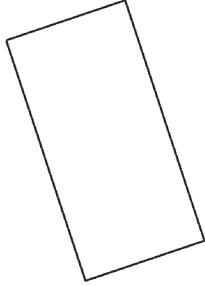
O
Quadrilateral Cards Grade 3



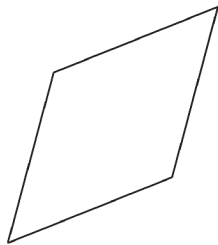
P
Quadrilateral Cards Grade 3



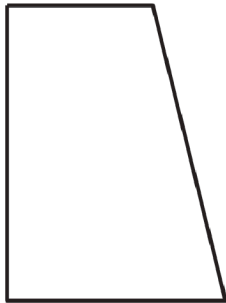
Q
Quadrilateral Cards Grade 3



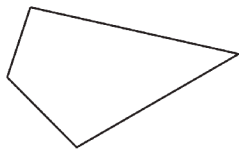
R
Quadrilateral Cards Grade 3




S
Quadrilateral Cards Grade 3



T
Quadrilateral Cards Grade 3



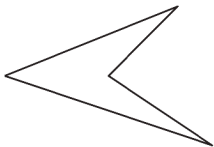
U
Quadrilateral Cards Grade 3




V
Quadrilateral Cards Grade 3




W
Quadrilateral Cards Grade 3



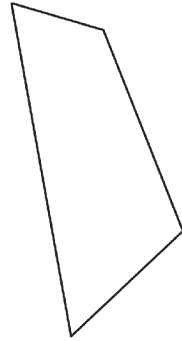
X
Quadrilateral Cards Grade 3



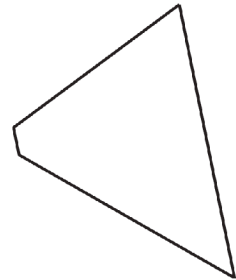
Y
Quadrilateral Cards Grade 3



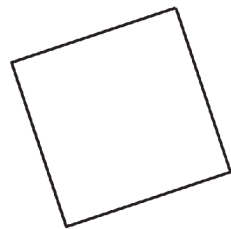
Z
Quadrilateral Cards Grade 3




AA
Quadrilateral Cards Grade 3



BB
Quadrilateral Cards Grade 3



CC
Quadrilateral Cards Grade 3



DD
Quadrilateral Cards Grade 3



EE
Quadrilateral Cards Grade 3



FF
Quadrilateral Cards Grade 3



Directions:


- Partner A: Choose a shape card without showing your partner and describe the shape to your partner.
 - Partner B: Draw the shape based on your partner's description.
 - Compare the shapes. If Partner B drew the shape correctly, they keep the card.
 - Take turns. The partner with the most cards at the end of the game wins.
-

Directions:

- Partner A: Choose a shape card without showing your partner and describe the shape to your partner.
 - Partner B: Draw the shape based on your partner's description.
 - Compare the shapes. If Partner B drew the shape correctly, they keep the card.
 - Take turns. The partner with the most cards at the end of the game wins.
-

Directions:

- Partner A: Choose a shape card without showing your partner and describe the shape to your partner.
- Partner B: Draw the shape based on your partner's description.
- Compare the shapes. If Partner B drew the shape correctly, they keep the card.
- Take turns. The partner with the most cards at the end of the game wins.



Directions:

- Partner A: Draw a rectangle. Tell your partner either the area or the perimeter of your shape.
- Partner B:
 - Draw the rectangle you think your partner drew.
 - Earn 2 points if your rectangle matches your partner's rectangle.
 - Earn 1 point if it doesn't match but has the correct area or perimeter.
- Take turns. The partner with the higher score at the end of 8 rounds wins.

Points


Partner A	Partner B

Directions:

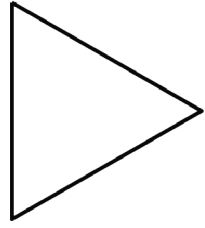
- Partner A: Draw a rectangle. Tell your partner either the area or the perimeter of your shape.
- Partner B:
 - Draw the rectangle you think your partner drew.
 - Earn 2 points if your rectangle matches your partner's rectangle.
 - Earn 1 point if it doesn't match but has the correct area or perimeter.
- Take turns. The partner with the higher score at the end of 8 rounds wins.

Points

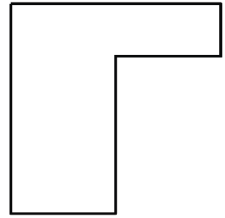
Partner A	Partner B



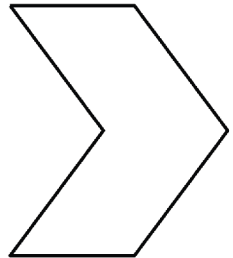
A
Shape Cards Grade 4




B
Shape Cards Grade 4



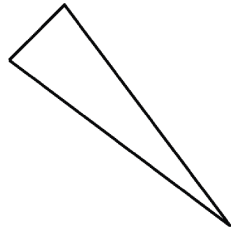
C
Shape Cards Grade 4



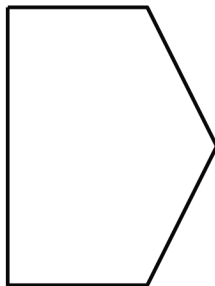
D
Shape Cards Grade 4



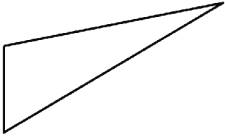
E
Shape Cards Grade 4



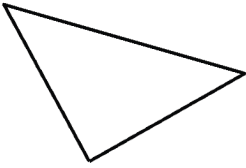
F
Shape Cards Grade 4



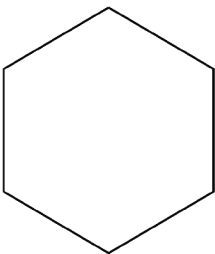
G
Shape Cards Grade 4



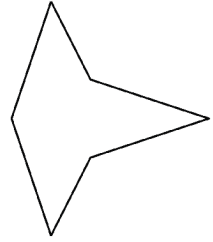
H
Shape Cards Grade 4




I
Shape Cards Grade 4



J
Shape Cards Grade 4




M
Shape Cards Grade 4



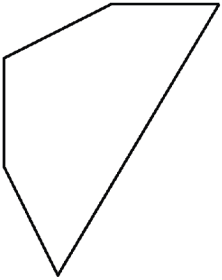
K
Shape Cards Grade 4



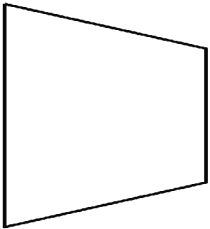
N
Shape Cards Grade 4



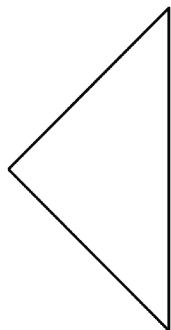
P
Shape Cards Grade 4



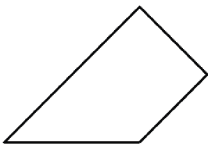
Q
Shape Cards Grade 4



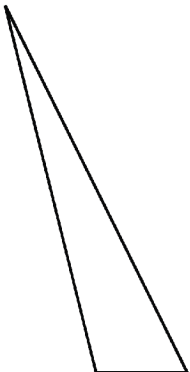
L
Shape Cards Grade 4



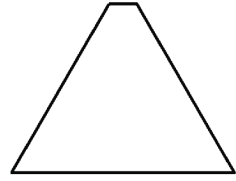
O
Shape Cards Grade 4




R
Shape Cards Grade 4



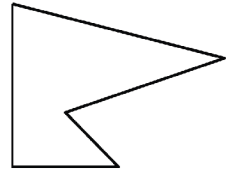
S
Shape Cards Grade 4



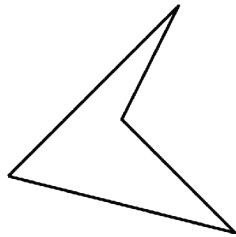
V
Shape Cards Grade 4



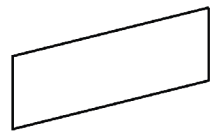
T
Shape Cards Grade 4



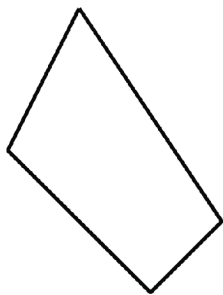
W
Shape Cards Grade 4



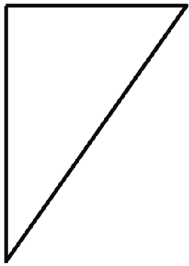
U
Shape Cards Grade 4



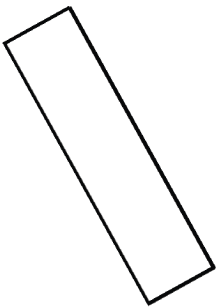
X
Shape Cards Grade 4




Y
Shape Cards Grade 4



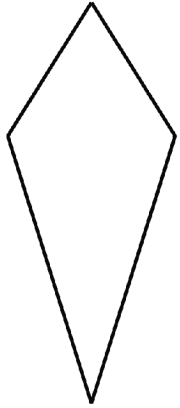
Z
Shape Cards Grade 4



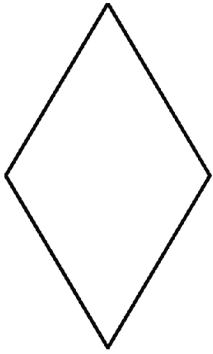
AA
Shape Cards Grade 4



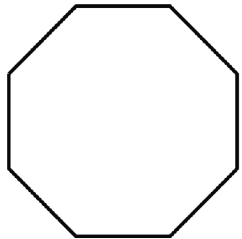
Shape Cards Grade 4
BB



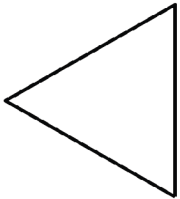
Shape Cards Grade 4
EE



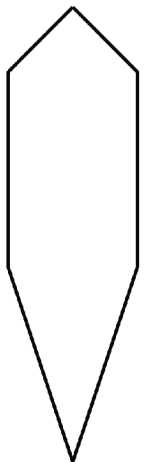
Shape Cards Grade 4
CC



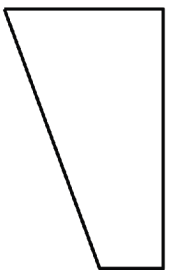
Shape Cards Grade 4
FF



Shape Cards Grade 4
DD



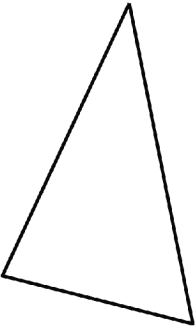
Shape Cards Grade 4
GG



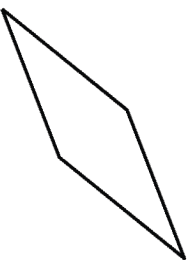
Shape Cards Grade 4
HH



Shape Cards Grade 4
II



Shape Cards Grade 4
JJ



Directions:

- Partner A: Choose a shape card. Describe the shape to your partner without showing it.
 - Partner B: Draw the shape your partner describes.
 - Compare the shapes. If the shape exactly matches the card, Partner B keeps the card.
 - Take turns. The partner with more cards at the end of the game wins.
-

Directions:

- Partner A: Choose a shape card. Describe the shape to your partner without showing it.
 - Partner B: Draw the shape your partner describes.
 - Compare the shapes. If the shape exactly matches the card, Partner B keeps the card.
 - Take turns. The partner with more cards at the end of the game wins.
-

Directions:

- Partner A: Choose a shape card. Describe the shape to your partner without showing it.
 - Partner B: Draw the shape your partner describes.
 - Compare the shapes. If the shape exactly matches the card, Partner B keeps the card.
 - Take turns. The partner with more cards at the end of the game wins.
-

Directions:


- Partner A: Choose a shape card. Describe the shape to your partner without showing it.
- Partner B: Draw the shape your partner describes.
- Compare the shapes. If the shape exactly matches the card, Partner B keeps the card.
- Take turns. The partner with more cards at the end of the game wins.

Directions:

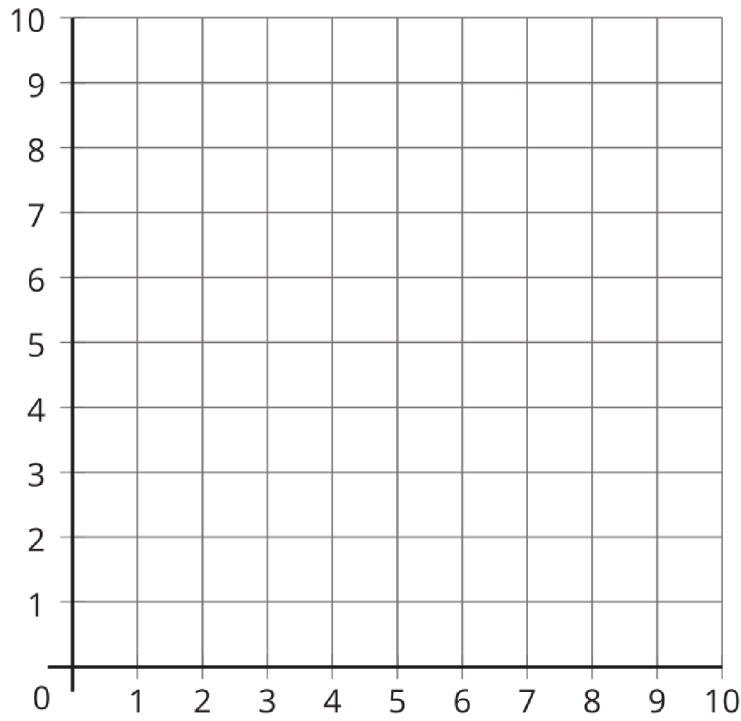
- Organize the cards into 3 sets and use 1 set for each round:
 - Round 1: Shapes not on a grid
 - Round 2: Shapes on a grid without numbers
 - Round 3: Shapes on a numbered grid
- Partner A: Choose a card for Round 1. Describe the shape to your partner without showing it.
- Partner B:
 - Draw the shape your partner describes.
 - Earn 2 points if your shape exactly matches the card Partner A described.
 - Earn 1 point if it doesn't match exactly but matches the clue given.
- Switch roles and repeat to finish Round 1.
- Take turns. The partner with the highest score at the end of 3 rounds wins.

round	drawing	points
1		

2



3



Can You Draw It Stage 6



Can You Draw It Stage 6



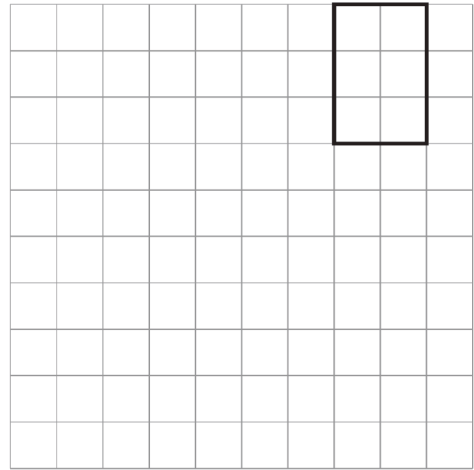
Can You Draw It Stage 6



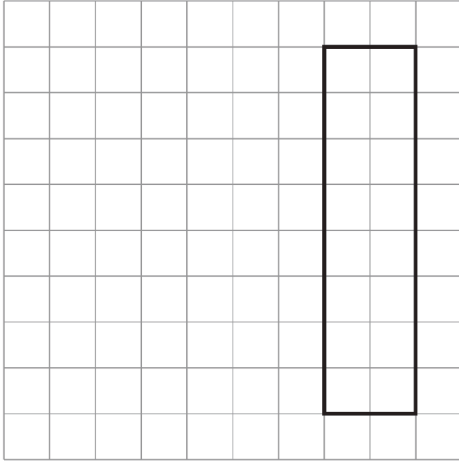
Can You Draw It Stage 6



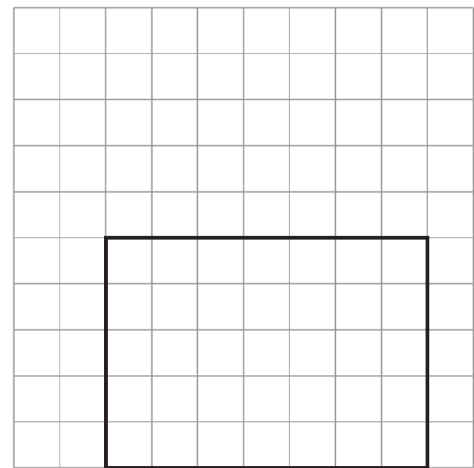
Can You Draw It Stage 6



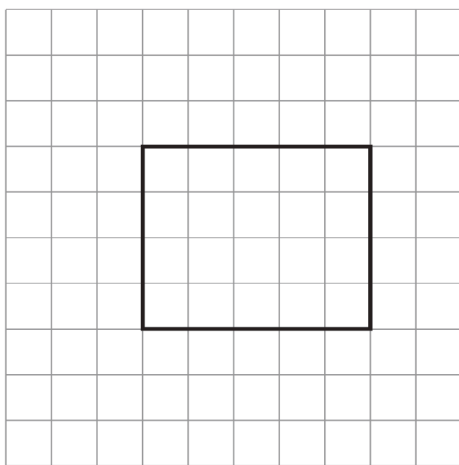
Can You Draw It Stage 6



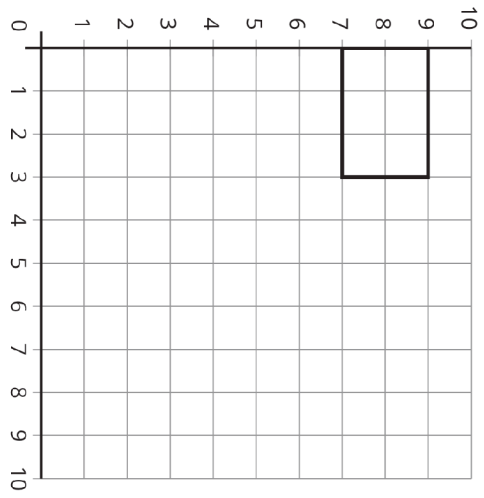
Can You Draw It Stage 6



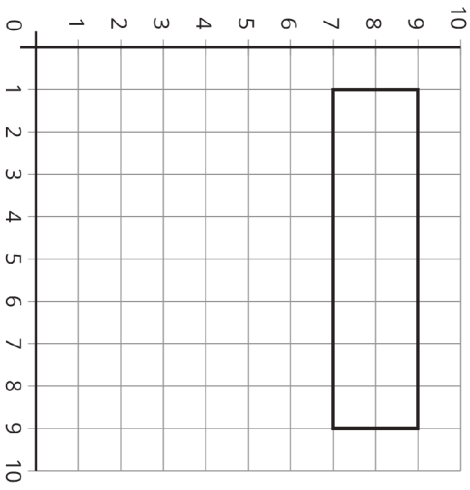
Can You Draw It Stage 6



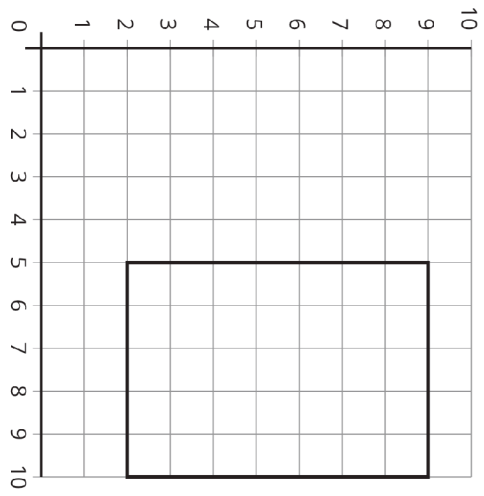
Can You Draw It Stage 6



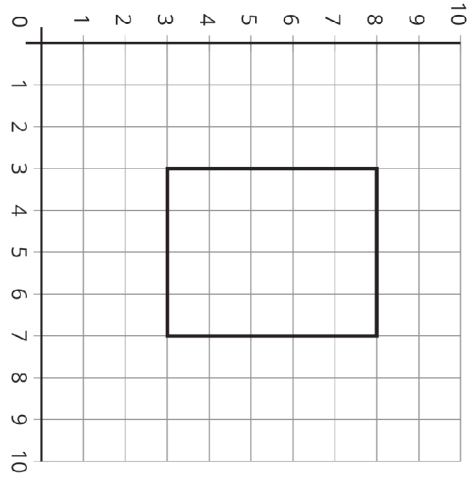
Can You Draw It Stage 6




Can You Draw It Stage 6

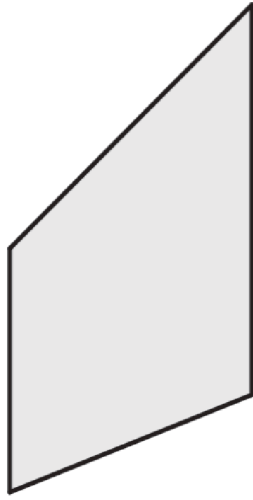


Can You Draw It Stage 6

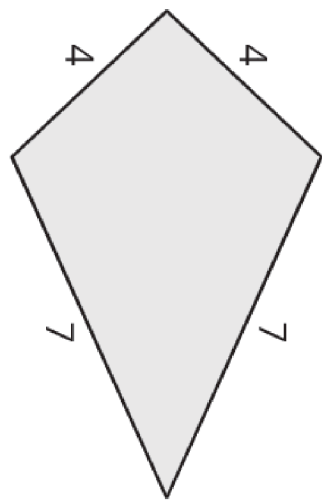




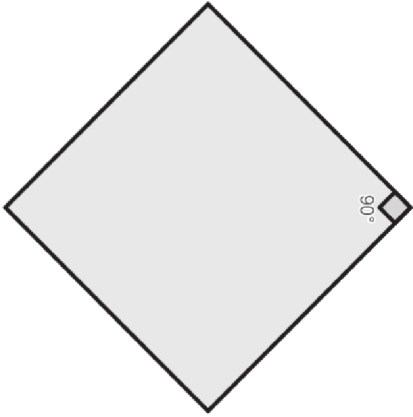
Quadrilateral Cards Grade 5



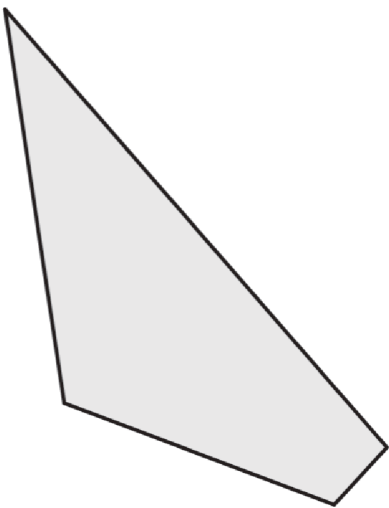
Quadrilateral Cards Grade 5



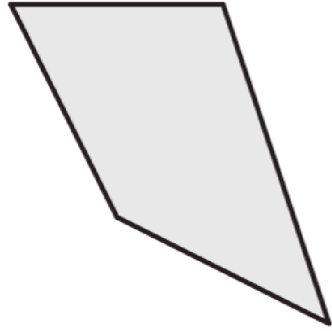
Quadrilateral Cards Grade 5



Quadrilateral Cards Grade 5



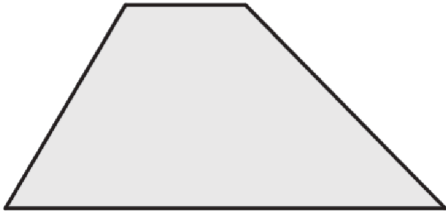
Quadrilateral Cards Grade 5



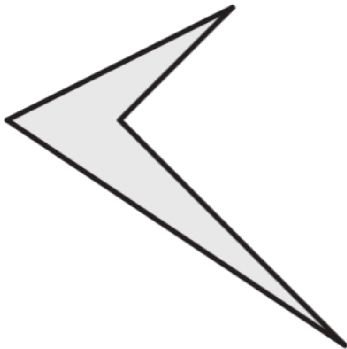
Quadrilateral Cards Grade 5



Quadrilateral Cards Grade 5



Quadrilateral Cards Grade 5



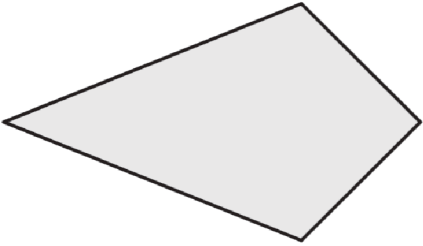
Quadrilateral Cards Grade 5



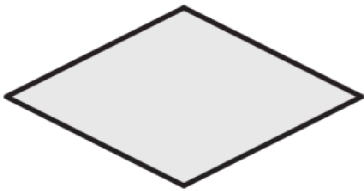
Quadrilateral Cards Grade 5




Quadrilateral Cards Grade 5



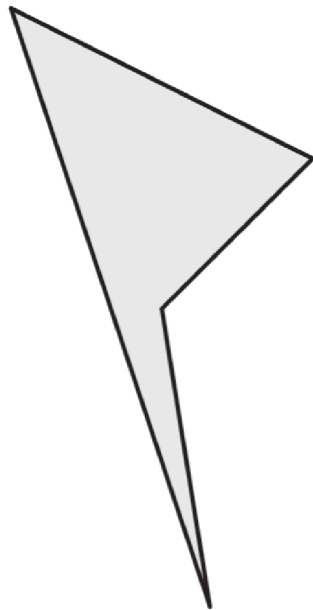
Quadrilateral Cards Grade 5



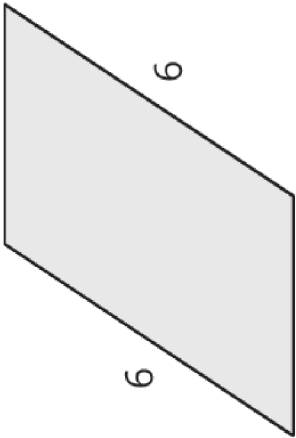
Quadrilateral Cards Grade 5



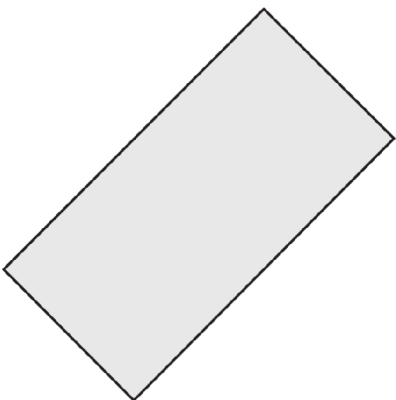
Quadrilateral Cards Grade 5



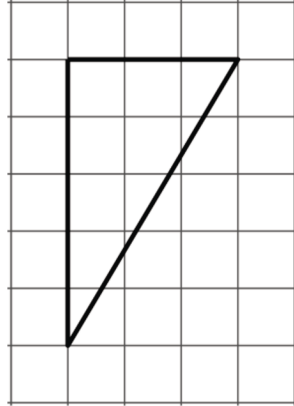
Quadrilateral Cards Grade 5



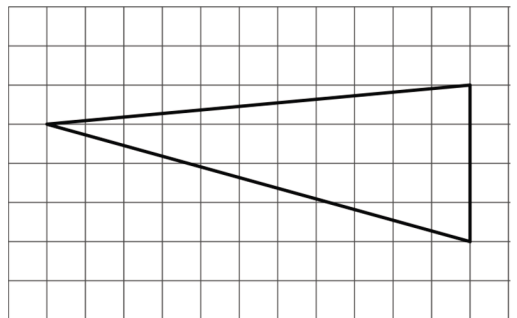
Quadrilateral Cards Grade 5



Triangle Cards Grade 5
A



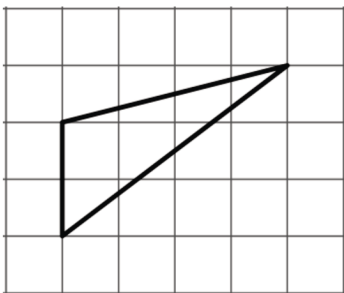
Triangle Cards Grade 5
B



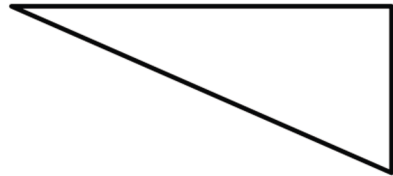
Triangle Cards Grade 5
C



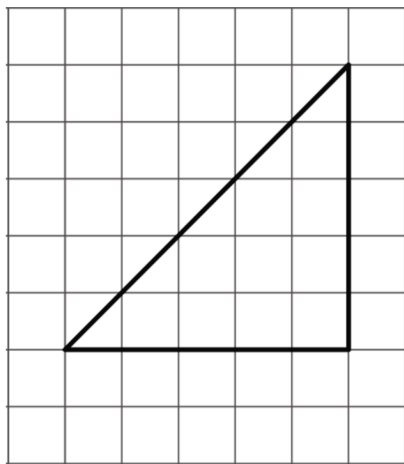
Triangle Cards Grade 5
D



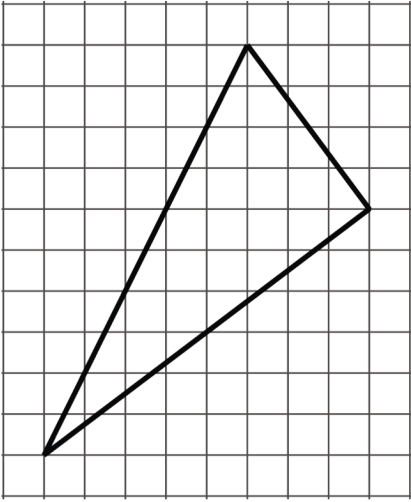
Triangle Cards Grade 5
E



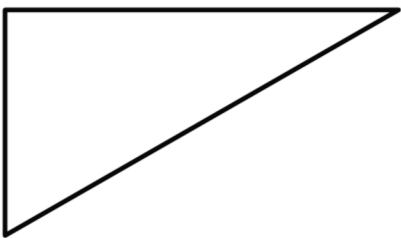
Triangle Cards Grade 5
F



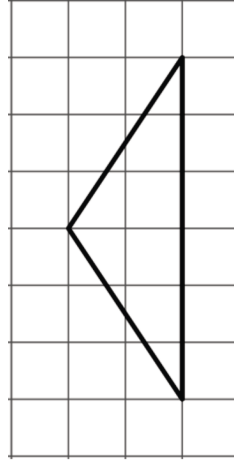
Triangle Cards Grade 5
G



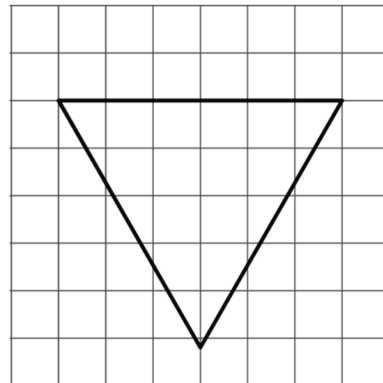
Triangle Cards Grade 5
H



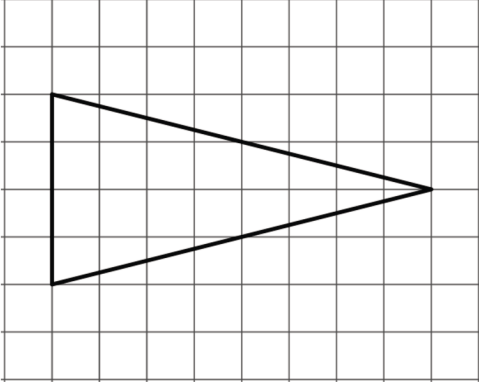
Triangle Cards Grade 5
I



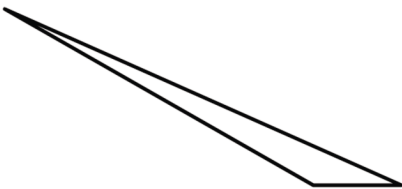
Triangle Cards Grade 5
J



Triangle Cards Grade 5
K



Triangle Cards Grade 5
L



Directions:

- Partner A: Choose a shape card. Describe the shape to your partner without showing it.
 - Partner B: Draw the shape your partner describes.
 - Compare the shapes. If the shape exactly matches the card, Partner B keeps the card.
 - Take turns. The partner with more cards at the end of the game wins.
-

Directions:

- Partner A: Choose a shape card. Describe the shape to your partner without showing it.
 - Partner B: Draw the shape your partner describes.
 - Compare the shapes. If the shape exactly matches the card, Partner B keeps the card.
 - Take turns. The partner with more cards at the end of the game wins.
-

Directions:

- Partner A: Choose a shape card. Describe the shape to your partner without showing it.
 - Partner B: Draw the shape your partner describes.
 - Compare the shapes. If the shape exactly matches the card, Partner B keeps the card.
 - Take turns. The partner with more cards at the end of the game wins.
-

Directions:

- Partner A: Choose a shape card. Describe the shape to your partner without showing it.
- Partner B: Draw the shape your partner describes.
- Compare the shapes. If the shape exactly matches the card, Partner B keeps the card.
- Take turns. The partner with more cards at the end of the game wins.