



Moving in the Plane

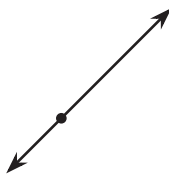
Let's describe ways figures can move in the plane.

1.1

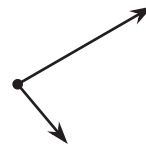
Which Three Go Together: Diagrams

Which three go together? Why do they go together?

A



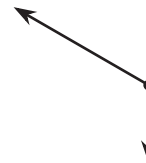
B



C



D



1.2

Triangle Square Dance

Your teacher will give you three pictures. Each shows a different set of dance moves.

1. Arrange the three pictures so you and your partner can both see them right way up. Choose who will start the game.
 - The starting player mentally chooses A, B, or C and describes the dance to the other player.
 - The other player identifies which dance is being talked about: A, B, or C.
2. After one round, trade roles. When you have described all three dances, come to an agreement on the words you use to describe the moves in each dance.
3. With your partner, write a description of the moves in each dance.



Are you ready for more?

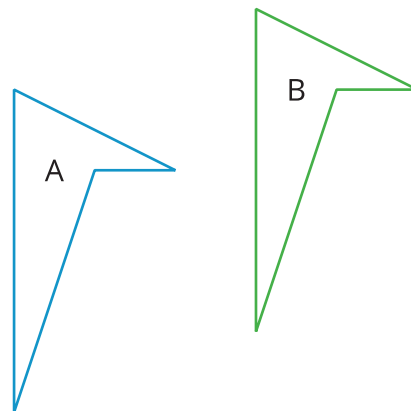
We could think of each dance as a new dance by running it in reverse, starting in the 6th frame and working backwards to the first.

1. Pick a dance and describe one of these reversed dances.
2. How do the directions for running your dance in the forward direction and the reverse direction compare?

Lesson 1 Summary

Here are two ways for changing the position of a figure in a plane without changing its shape or size:

- Sliding or shifting the figure without turning it. Shifting Figure A to the right and up puts it in the position of Figure B.



- Turning or rotating the figure around a point. Figure A is rotated around the bottom vertex to create Figure C.

