



The Commutative Property

Let's learn about the commutative property.

Warm-up

Number Talk: Subtraction

Find the value of each expression mentally.

- $70 - 10$

- $68 - 10$

- $70 - 12$

- $68 - 12$



Activity 1

Learn More about Multiplication

What do you notice? What do you wonder?

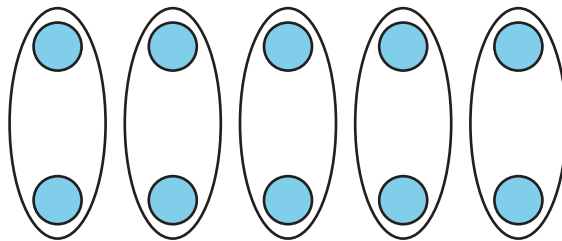
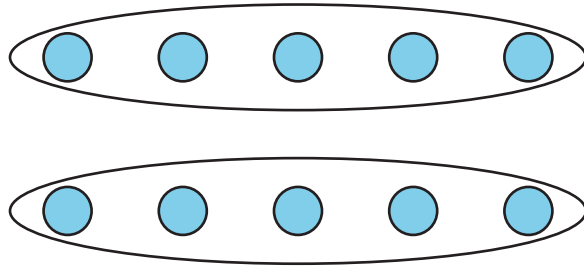


Image A

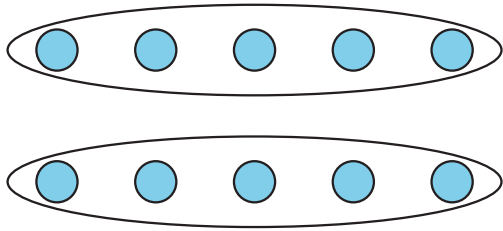
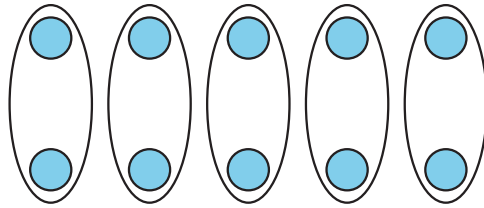


Image B



1. a. Write a description of a situation for each array.

Image A

Image B

- b. How are the situations alike? How are they different?

2. a. Write a multiplication equation for each situation.

Image A

Image B

- b. How does your equation connect to the situation and array?

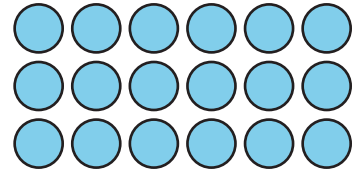
Image A

Image B

Activity 2

Revisit Arrays

1. Write 2 multiplication equations that represent the array.

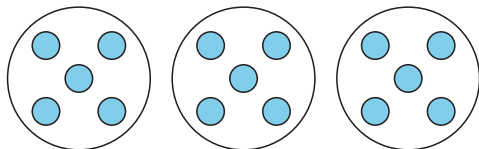


2. Explain why both equations can represent the array.

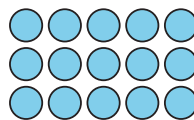
Section C Summary

We learned how equal groups are related to **arrays** and how to represent arrays with multiplication expressions and equations.

Equal groups:



Array:



Expression:

$$3 \times 5$$

Equation:

$$3 \times 5 = 15$$

We also learned that we can multiply numbers in any order and get the same product.

$$3 \times 5 = 15$$

$$5 \times 3 = 15$$

$$3 \times 5 = 5 \times 3$$