



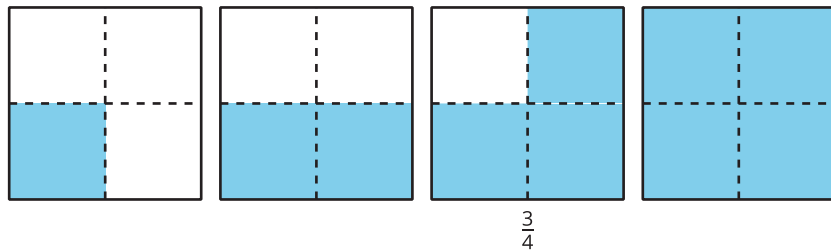
# Non-unit Fractions

Let's learn about non-unit fractions.

Warm-up

## Notice and Wonder: More than One Part

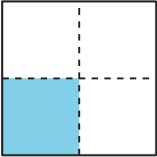
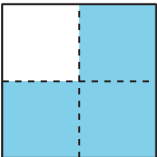
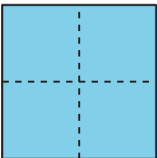

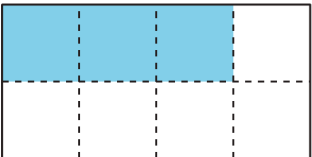
What do you notice? What do you wonder?

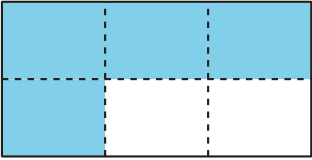
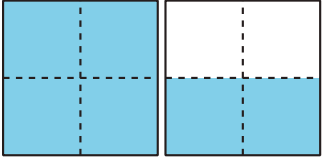
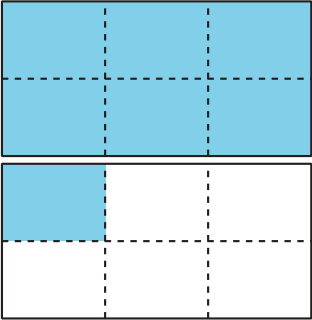


## Activity 1

### Write and Read Fractions

Each shape in each row of the table represents 1. Use the shaded parts to complete the missing information in the table. Be prepared to explain your reasoning.

	number of shaded parts	size of each part	word name for the shaded parts	number name for the shaded parts
	1	$\frac{1}{4}$	one-fourth	$\frac{1}{4}$
				$\frac{3}{4}$
				
				
				

	number of shaded parts	size of each part	word name for the shaded parts	number name for the shaded parts
				
				
				

## Activity 2

### Card Sort: Fraction Match

Your teacher will give you a set of cards.

1. Match each fraction to a diagram. Be ready to explain why some fractions do not have a matching diagram.
2. Compare your matches with another group.
3. Use Cards R, T, V, and X to create a shaded diagram for each fraction card that did not have a match. Be ready to share your new cards and explain why they match.

