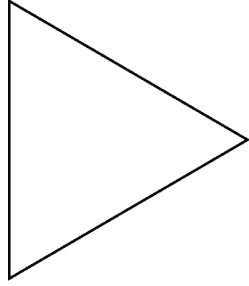


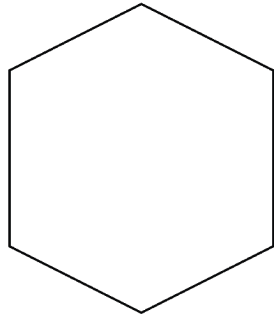
A  
Flat Shape Cards Grade 1



B  
Flat Shape Cards Grade 1



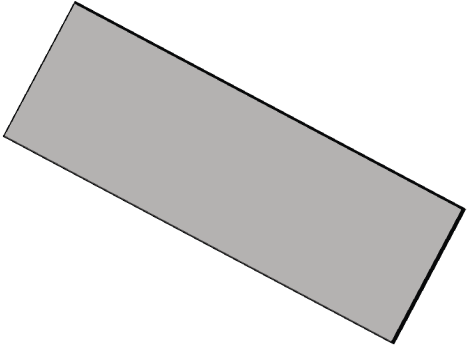
C  
Flat Shape Cards Grade 1



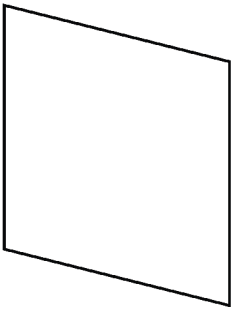
D  
Flat Shape Cards Grade 1



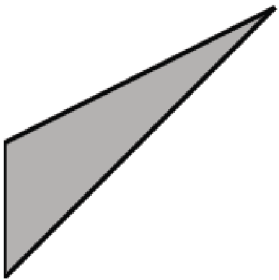
E  
Flat Shape Cards Grade 1



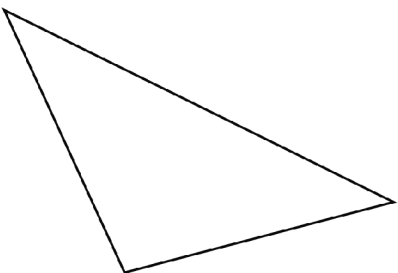
F  
Flat Shape Cards Grade 1




G  
Flat Shape Cards Grade 1




H  
Flat Shape Cards Grade 1



I  
Flat Shape Cards Grade 1




J  
Flat Shape Cards Grade 1



K  
Flat Shape Cards Grade 1



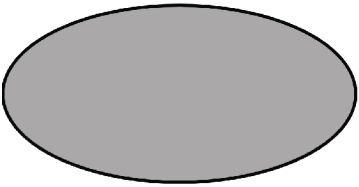
L  
Flat Shape Cards Grade 1




M  
Flat Shape Cards Grade 1



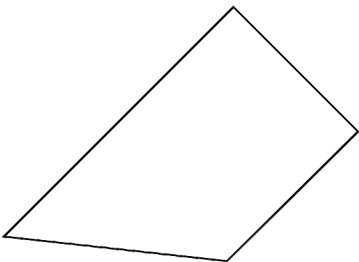
N  
Flat Shape Cards Grade 1




O  
Flat Shape Cards Grade 1



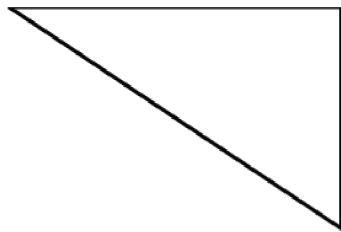
P  
Flat Shape Cards Grade 1



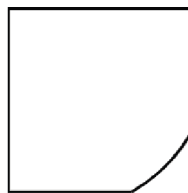
Q  
Flat Shape Cards Grade 1



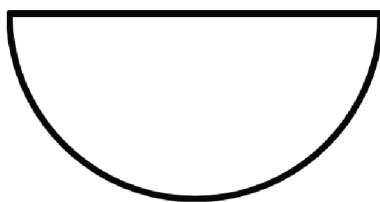
R  
Flat Shape Cards Grade 1




S  
Flat Shape Cards Grade 1



T  
Flat Shape Cards Grade 1



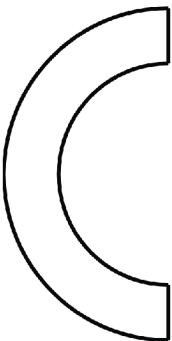
U  
Flat Shape Cards Grade 1



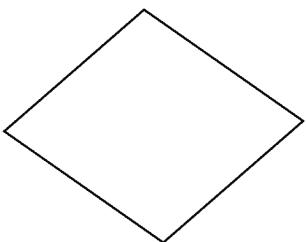
V  
Flat Shape Cards Grade 1




W  
Flat Shape Cards Grade 1

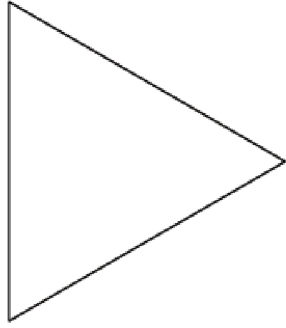


X  
Flat Shape Cards Grade 1

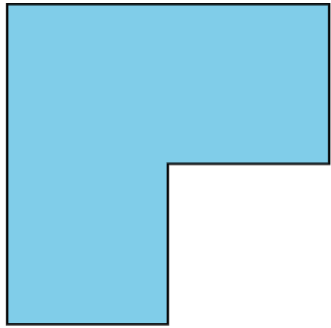




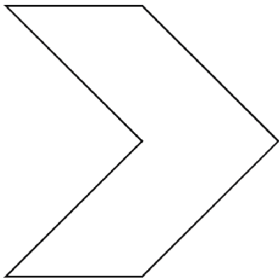
A  
Shape Cards Grade 2




B  
Shape Cards Grade 2



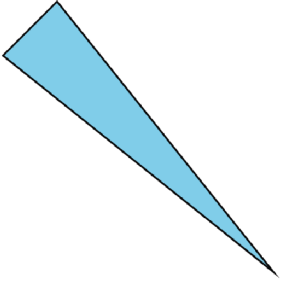
C  
Shape Cards Grade 2



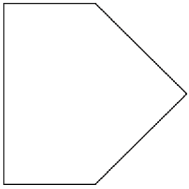
D  
Shape Cards Grade 2



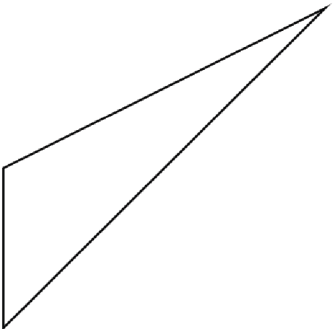
E  
Shape Cards Grade 2



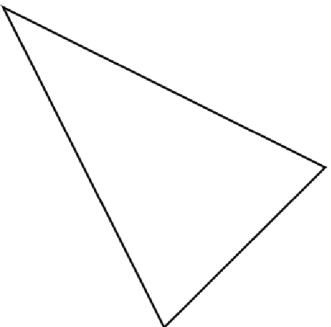
F  
Shape Cards Grade 2



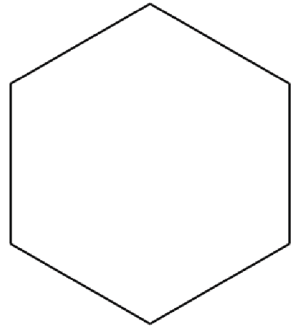
G  
Shape Cards Grade 2




H  
Shape Cards Grade 2



I  
Shape Cards Grade 2



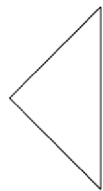
J  
Shape Cards Grade 2




K  
Shape Cards Grade 2



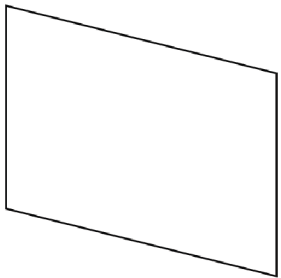
L  
Shape Cards Grade 2



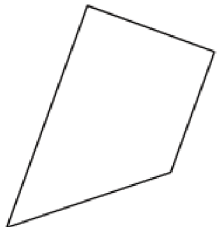
M  
Shape Cards Grade 2



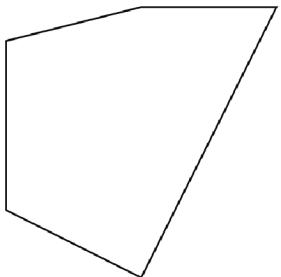
N  
Shape Cards Grade 2



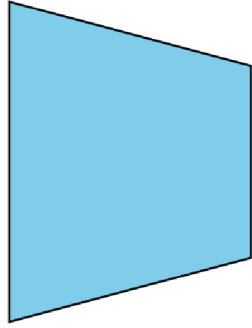
O  
Shape Cards Grade 2



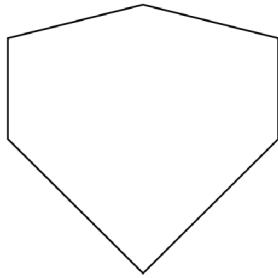
P  
Shape Cards Grade 2



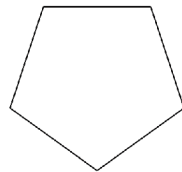
Q  
Shape Cards Grade 2



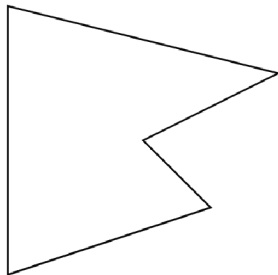
R  
Shape Cards Grade 2



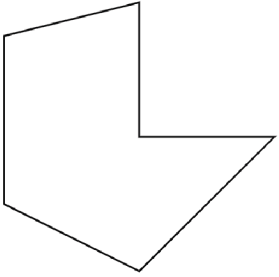
S  
Shape Cards Grade 2



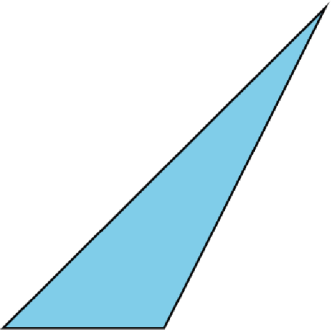
T  
Shape Cards Grade 2



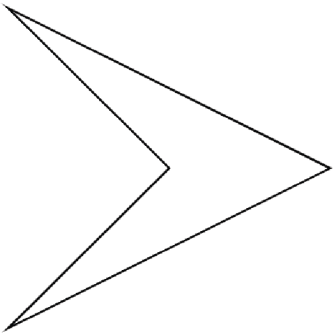
U  
Shape Cards Grade 2




V  
Shape Cards Grade 2




W  
Shape Cards Grade 2

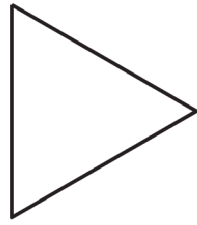


X  
Shape Cards Grade 2





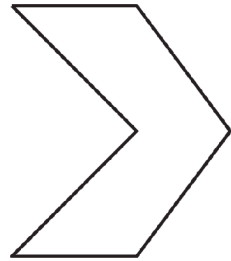
A  
Shape Cards Grade 3




B  
Shape Cards Grade 3



C  
Shape Cards Grade 3



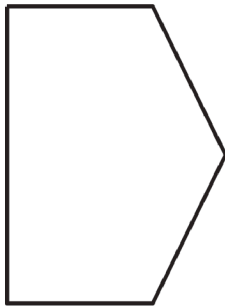
D  
Shape Cards Grade 3



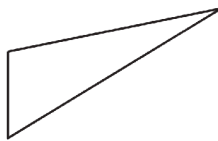
E  
Shape Cards Grade 3



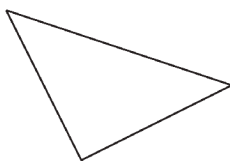
F  
Shape Cards Grade 3



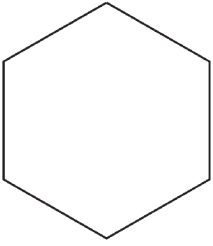
G  
Shape Cards Grade 3




H  
Shape Cards Grade 3



I  
Shape Cards Grade 3



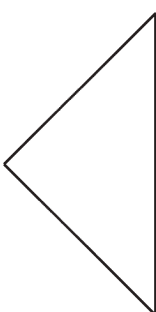
J  
Shape Cards Grade 3




K  
Shape Cards Grade 3




L  
Shape Cards Grade 3



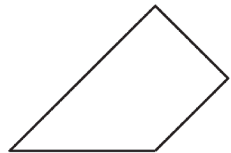
M  
Shape Cards Grade 3



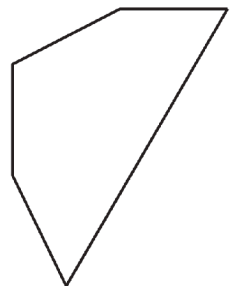
N  
Shape Cards Grade 3



O  
Shape Cards Grade 3



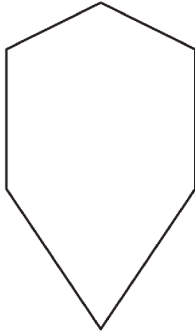
P  
Shape Cards Grade 3



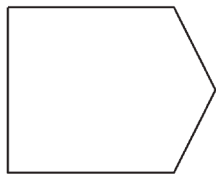
Q  
Shape Cards Grade 3



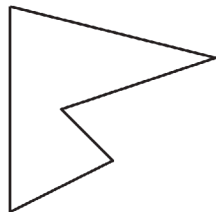
R  
Shape Cards Grade 3



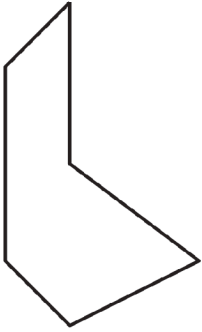
S  
Shape Cards Grade 3




T  
Shape Cards Grade 3



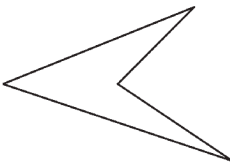
U  
Shape Cards Grade 3




V  
Shape Cards Grade 3



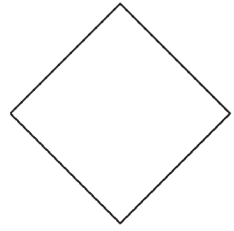
W  
Shape Cards Grade 3



X  
Shape Cards Grade 3



M  
Quadrilateral Cards Grade 3



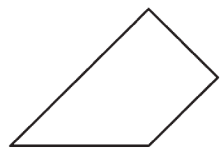
N  
Quadrilateral Cards Grade 3



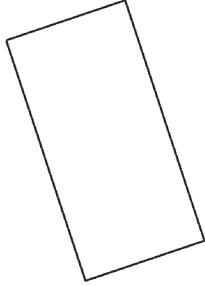
O  
Quadrilateral Cards Grade 3



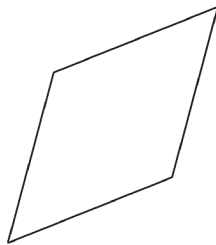
P  
Quadrilateral Cards Grade 3



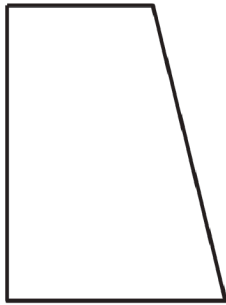
Q  
Quadrilateral Cards Grade 3



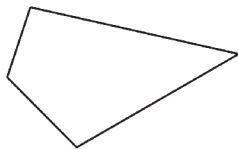
R  
Quadrilateral Cards Grade 3




S  
Quadrilateral Cards Grade 3



T  
Quadrilateral Cards Grade 3



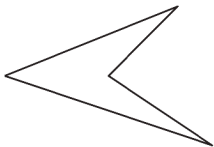
U  
Quadrilateral Cards Grade 3




V  
Quadrilateral Cards Grade 3




W  
Quadrilateral Cards Grade 3



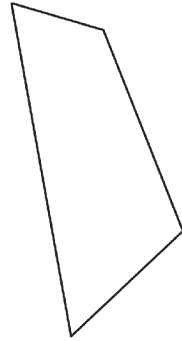
X  
Quadrilateral Cards Grade 3



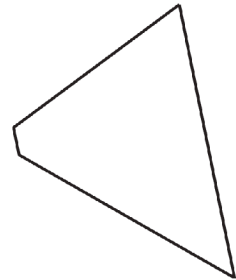
Y  
Quadrilateral Cards Grade 3



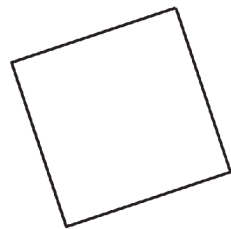
Z  
Quadrilateral Cards Grade 3




AA  
Quadrilateral Cards Grade 3



BB  
Quadrilateral Cards Grade 3



CC  
Quadrilateral Cards Grade 3



DD  
Quadrilateral Cards Grade 3



EE  
Quadrilateral Cards Grade 3



FF  
Quadrilateral Cards Grade 3



Instrucciones:

- Compañero A: escoge una tarjeta de figura, no se la muestres a tu compañero y descríbela.
- Compañero B: dibuja la figura a partir de la descripción de tu compañero.
- Compáren las figuras. Si el compañero B dibujó la figura correctamente, se queda con la tarjeta.
- Háganlo por turnos. Gana la persona que tenga más tarjetas al final del juego.

---


Instrucciones:

- Compañero A: escoge una tarjeta de figura, no se la muestres a tu compañero y descríbela.
- Compañero B: dibuja la figura a partir de la descripción de tu compañero.
- Compáren las figuras. Si el compañero B dibujó la figura correctamente, se queda con la tarjeta.
- Háganlo por turnos. Gana la persona que tenga más tarjetas al final del juego.

---

Instrucciones:

- Compañero A: escoge una tarjeta de figura, no se la muestres a tu compañero y descríbela.
- Compañero B: dibuja la figura a partir de la descripción de tu compañero.
- Compáren las figuras. Si el compañero B dibujó la figura correctamente, se queda con la tarjeta.
- Háganlo por turnos. Gana la persona que tenga más tarjetas al final del juego.



**Instrucciones:**

- Compañero A: dibuja un rectángulo. Dile a tu compañero cuál es el área o el perímetro de tu figura.
- Compañero B:
  - Dibuja el rectángulo que crees que dibujó tu compañero.
  - Ganas 2 puntos si tu rectángulo corresponde al de tu compañero.
  - Ganas 1 punto si no corresponde pero tiene el área o el perímetro correctos.
- Háganlo por turnos. Gana el compañero que tenga el mayor puntaje después de 8 rondas.

**Puntos**


Compañero A	Compañero B

**Instrucciones:**

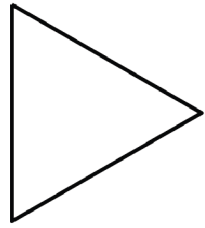
- Compañero A: dibuja un rectángulo. Dile a tu compañero cuál es el área o el perímetro de tu figura.
- Compañero B:
  - Dibuja el rectángulo que crees que dibujó tu compañero.
  - Ganas 2 puntos si tu rectángulo corresponde al de tu compañero.
  - Ganas 1 punto si no corresponde pero tiene el área o el perímetro correctos.
- Háganlo por turnos. Gana el compañero que tenga el mayor puntaje después de 8 rondas.

**Puntos**

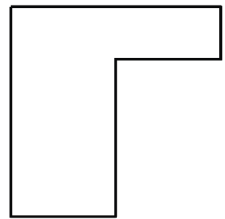
Compañero A	Compañero B



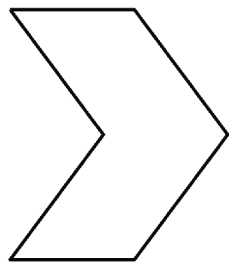
A  
Shape Cards Grade 4




B  
Shape Cards Grade 4



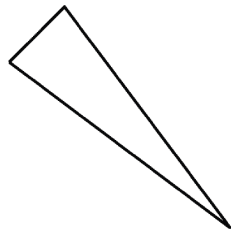
C  
Shape Cards Grade 4



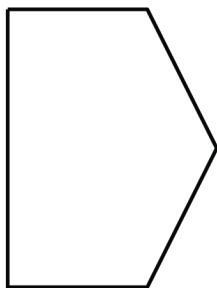
D  
Shape Cards Grade 4



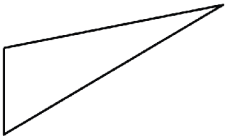
E  
Shape Cards Grade 4



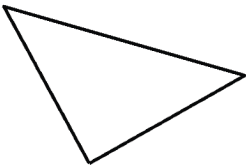
F  
Shape Cards Grade 4



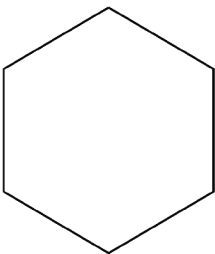
G  
Shape Cards Grade 4



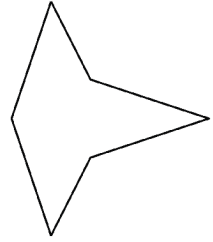
H  
Shape Cards Grade 4




I  
Shape Cards Grade 4




J  
Shape Cards Grade 4




M  
Shape Cards Grade 4



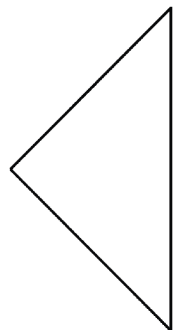
K  
Shape Cards Grade 4



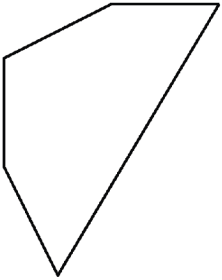
N  
Shape Cards Grade 4



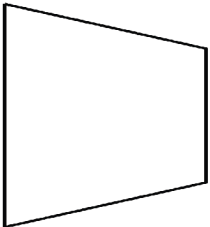
L  
Shape Cards Grade 4



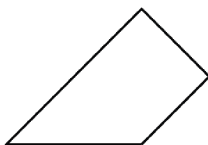
P  
Shape Cards Grade 4



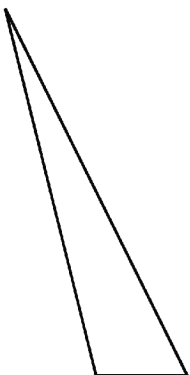
Q  
Shape Cards Grade 4



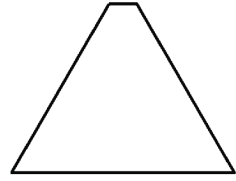
O  
Shape Cards Grade 4




R  
Shape Cards Grade 4



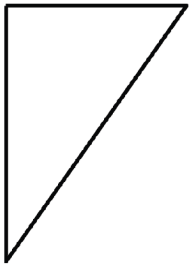
S  
Shape Cards Grade 4



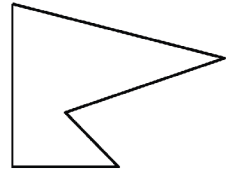
V  
Shape Cards Grade 4



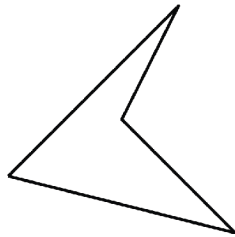
Y  
Shape Cards Grade 4



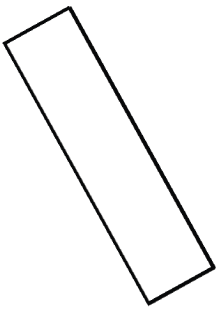
T  
Shape Cards Grade 4



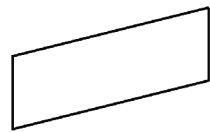
W  
Shape Cards Grade 4



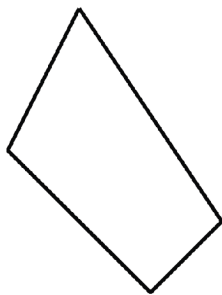
Z  
Shape Cards Grade 4




U  
Shape Cards Grade 4



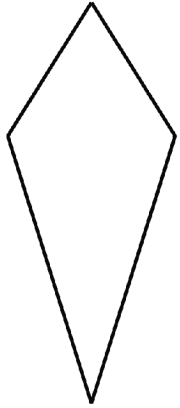
X  
Shape Cards Grade 4



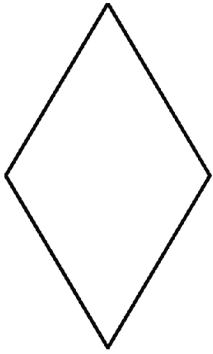
AA  
Shape Cards Grade 4



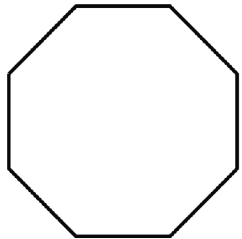
BB  
Shape Cards Grade 4



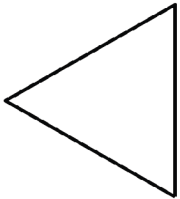
EE  
Shape Cards Grade 4



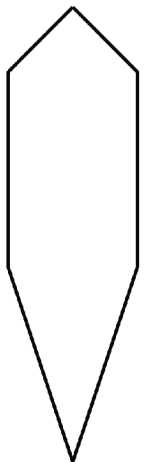
CC  
Shape Cards Grade 4



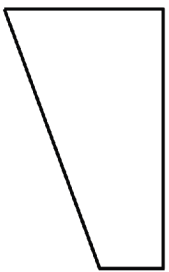
FF  
Shape Cards Grade 4



DD  
Shape Cards Grade 4



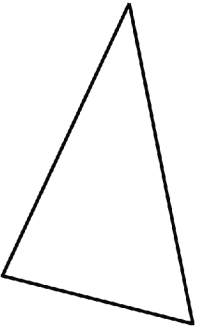
GG  
Shape Cards Grade 4



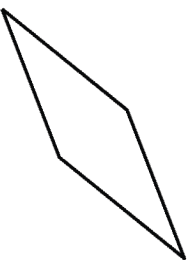
HH  
Shape Cards Grade 4



II  
Shape Cards Grade 4



JJ  
Shape Cards Grade 4



Instrucciones:

- Compañero A: escoge una tarjeta de figura. Descríbele la figura a tu compañero sin mostrársela.
  - Compañero B: dibuja la figura que tu compañero describe.
  - Compáren las figuras. Si la figura corresponde exactamente a la tarjeta, el compañero B se queda con la tarjeta.
  - Háganlo por turnos. Gana el compañero que tenga más tarjetas al final del juego.
- 

Instrucciones:

- Compañero A: escoge una tarjeta de figura. Descríbele la figura a tu compañero sin mostrársela.
  - Compañero B: dibuja la figura que tu compañero describe.
  - Compáren las figuras. Si la figura corresponde exactamente a la tarjeta, el compañero B se queda con la tarjeta.
  - Háganlo por turnos. Gana el compañero que tenga más tarjetas al final del juego.
- 

Instrucciones:

- Compañero A: escoge una tarjeta de figura. Descríbele la figura a tu compañero sin mostrársela.
  - Compañero B: dibuja la figura que tu compañero describe.
  - Compáren las figuras. Si la figura corresponde exactamente a la tarjeta, el compañero B se queda con la tarjeta.
  - Háganlo por turnos. Gana el compañero que tenga más tarjetas al final del juego.
- 

Instrucciones:

- Compañero A: escoge una tarjeta de figura. Descríbele la figura a tu compañero sin mostrársela.
- Compañero B: dibuja la figura que tu compañero describe.
- Compáren las figuras. Si la figura corresponde exactamente a la tarjeta, el compañero B se queda con la tarjeta.
- Háganlo por turnos. Gana el compañero que tenga más tarjetas al final del juego.

Can You Draw It Stage 6



Can You Draw It Stage 6



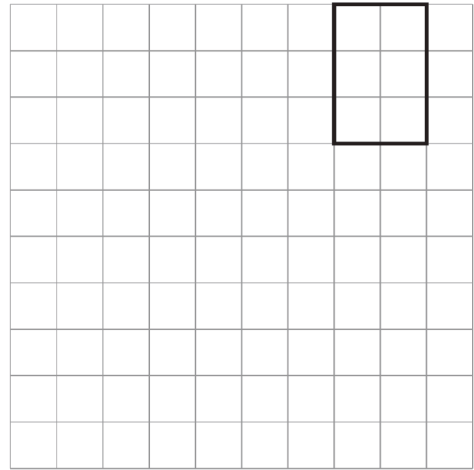
Can You Draw It Stage 6



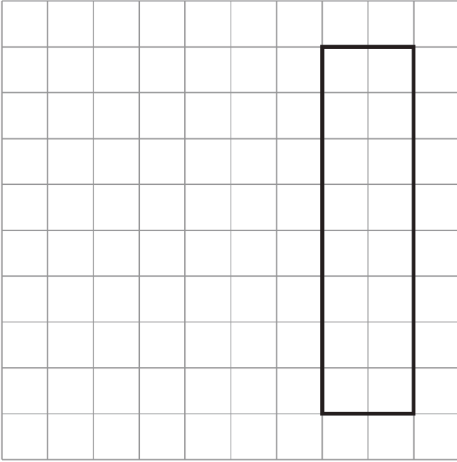
Can You Draw It Stage 6



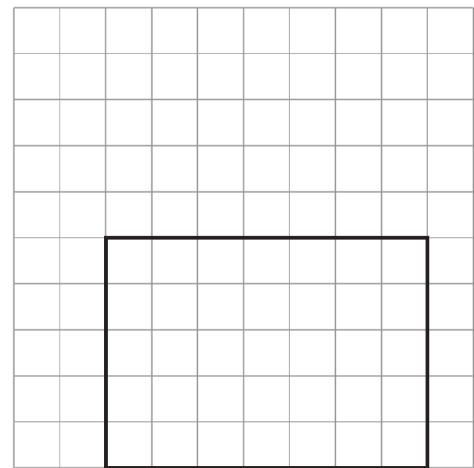
Can You Draw It Stage 6



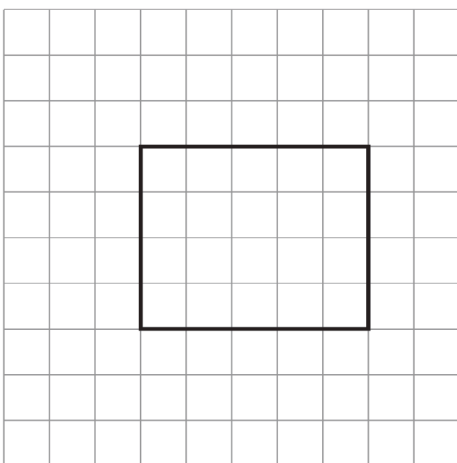
Can You Draw It Stage 6



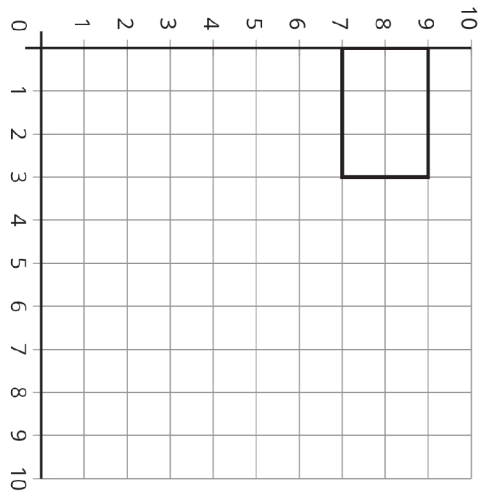
Can You Draw It Stage 6



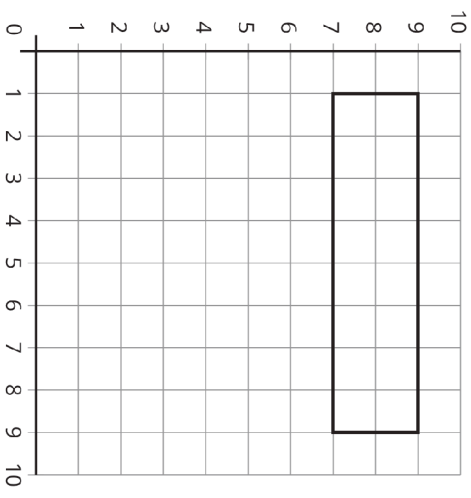
Can You Draw It Stage 6



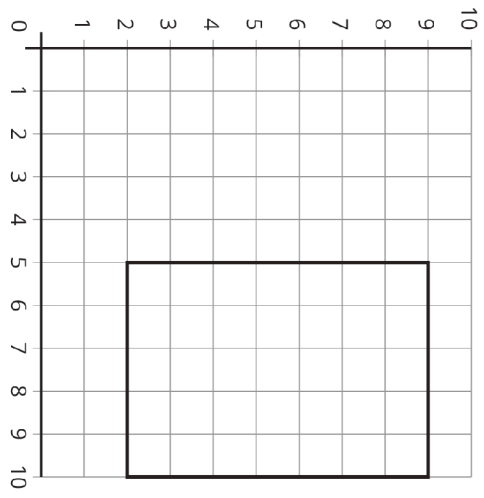
Can You Draw It Stage 6



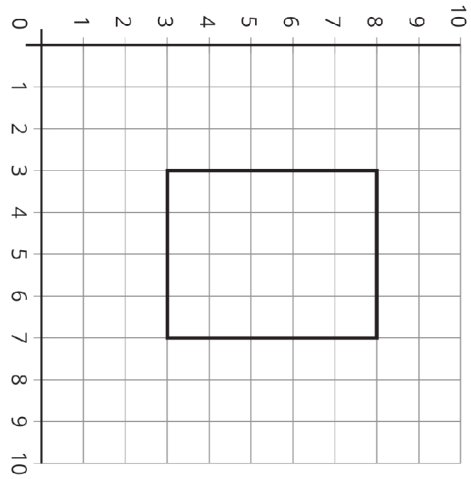
Can You Draw It Stage 6



Can You Draw It Stage 6



Can You Draw It Stage 6




## Instrucciones:

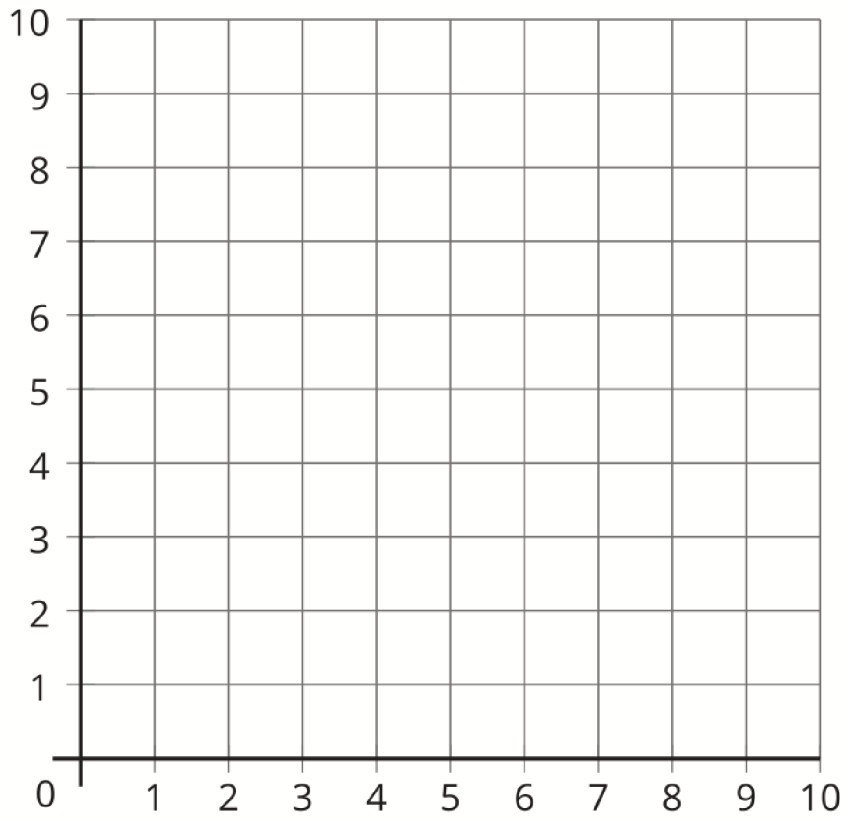
- Organicen las cartas en 3 grupos y usen 1 grupo para cada ronda:
  - Ronda 1: figuras que no están en una cuadrícula
  - Ronda 2: figuras en la cuadrícula sin números
  - Ronda 3: figuras en la cuadrícula con números
- Compañero A: toma una tarjeta para la ronda 1. Descríbele la figura a tu compañero sin mostrársela.
- Compañero B:
  - Dibuja la figura que describió tu compañero.
  - Ganas 2 puntos si tu figura corresponde exactamente a la tarjeta que el compañero A te describió.
  - Ganas 1 punto si no coincide exactamente pero corresponde a la pista dada.
- Háganlo por turnos. Gana el compañero que tenga el mayor puntaje al final de 3 rondas.


ronda	dibujo	puntos
1		

2

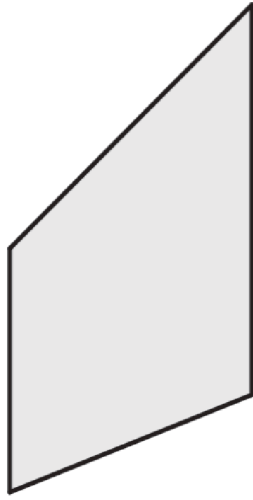


3

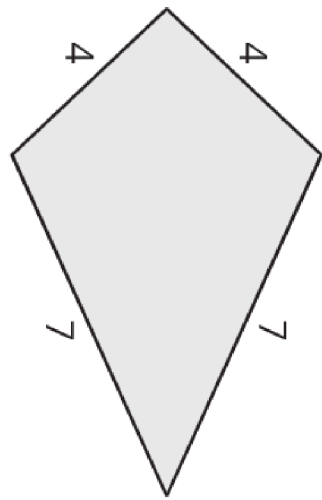




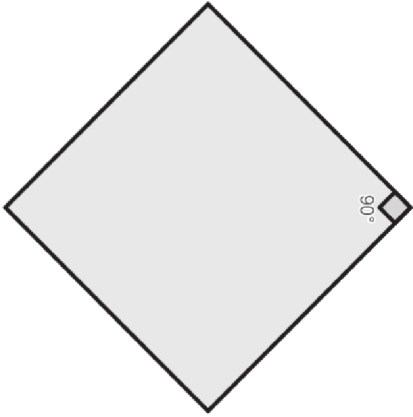
Quadrilateral Cards Grade 5



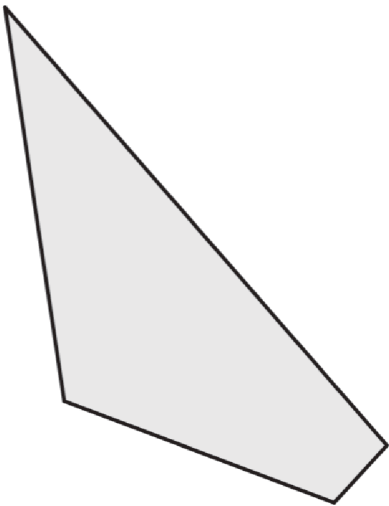
Quadrilateral Cards Grade 5



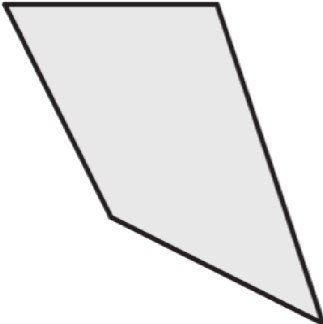
Quadrilateral Cards Grade 5



Quadrilateral Cards Grade 5



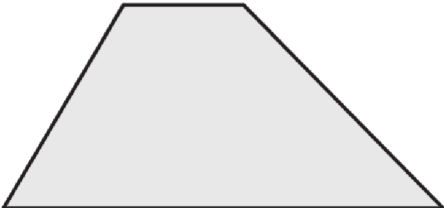
Quadrilateral Cards Grade 5



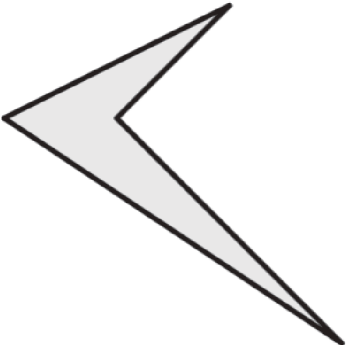
Quadrilateral Cards Grade 5



Quadrilateral Cards Grade 5



Quadrilateral Cards Grade 5



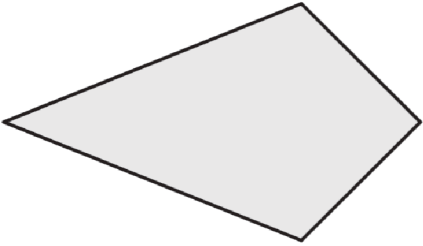
Quadrilateral Cards Grade 5



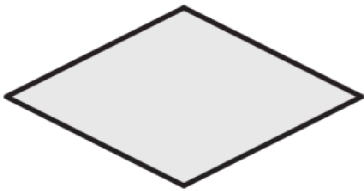
Quadrilateral Cards Grade 5




Quadrilateral Cards Grade 5



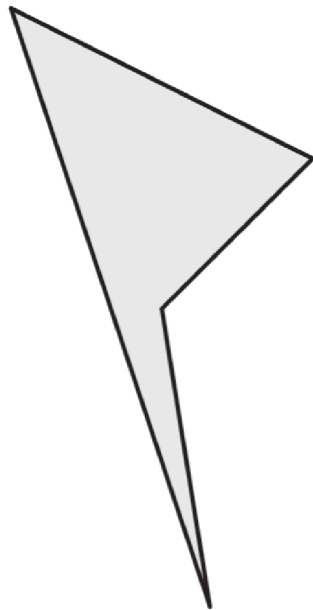
Quadrilateral Cards Grade 5



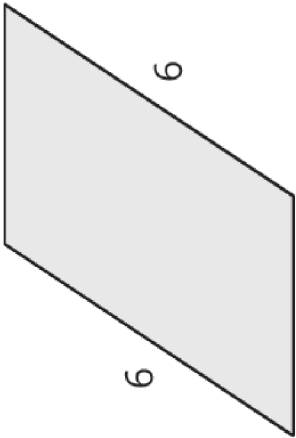
Quadrilateral Cards Grade 5



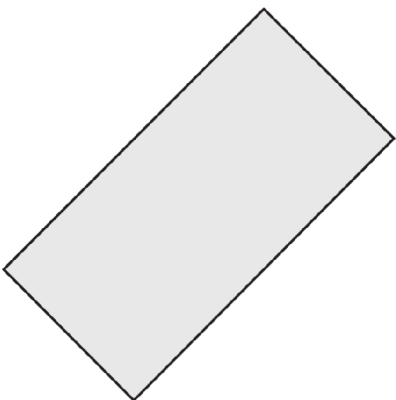
Quadrilateral Cards Grade 5



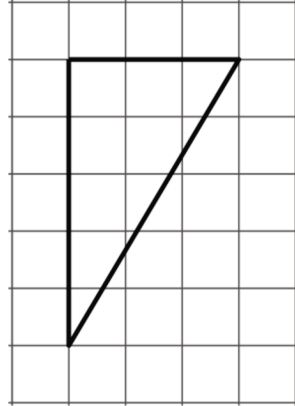
Quadrilateral Cards Grade 5



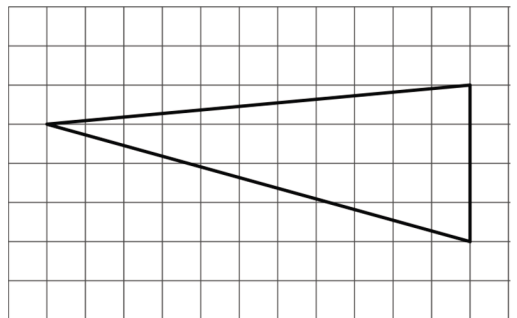
Quadrilateral Cards Grade 5



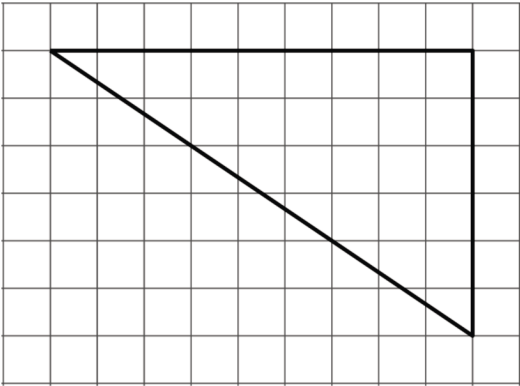
Triangle Cards Grade 5  
A



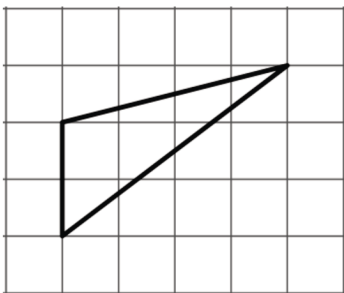
Triangle Cards Grade 5  
B



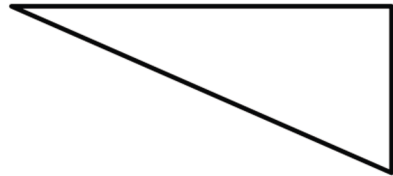
Triangle Cards Grade 5  
C



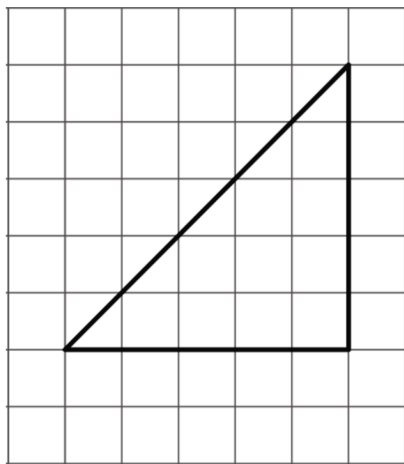
Triangle Cards Grade 5  
D



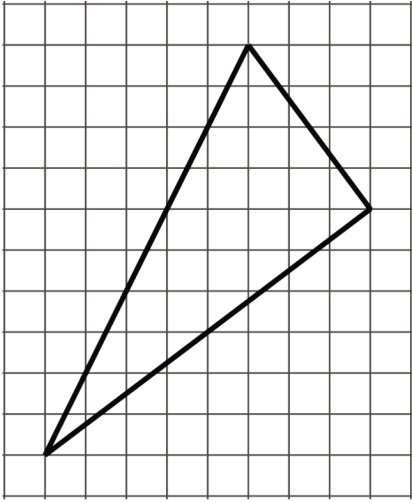
Triangle Cards Grade 5  
E



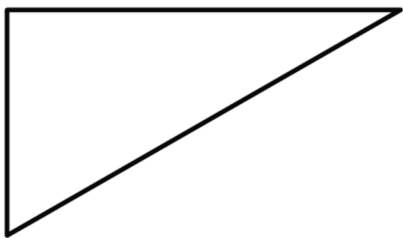
Triangle Cards Grade 5  
F



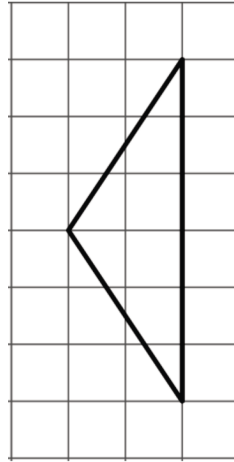
Triangle Cards Grade 5  
G



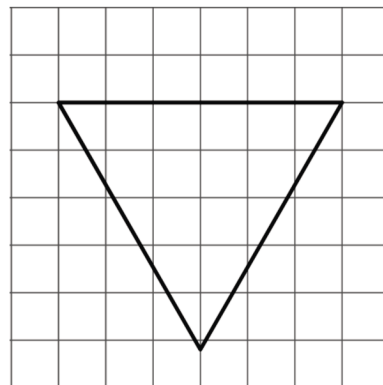
Triangle Cards Grade 5  
H



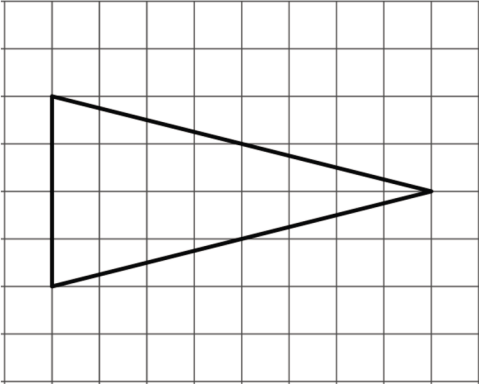
Triangle Cards Grade 5  
I



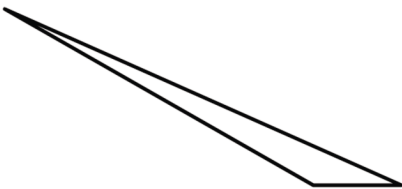
Triangle Cards Grade 5  
J



Triangle Cards Grade 5  
K



Triangle Cards Grade 5  
L



Instrucciones:

- Compañero A: escoge una tarjeta de figura. Descríbele la figura a tu compañero sin mostrársela.
  - Compañero B: dibuja la figura que tu compañero describe.
  - Compáren las figuras. Si la figura corresponde exactamente a la tarjeta, el compañero B se queda con la tarjeta.
  - Háganlo por turnos. Gana el compañero que tenga más tarjetas al final del juego.
- 

Instrucciones:

- Compañero A: escoge una tarjeta de figura. Descríbele la figura a tu compañero sin mostrársela.
  - Compañero B: dibuja la figura que tu compañero describe.
  - Compáren las figuras. Si la figura corresponde exactamente a la tarjeta, el compañero B se queda con la tarjeta.
  - Háganlo por turnos. Gana el compañero que tenga más tarjetas al final del juego.
- 

Instrucciones:

- Compañero A: escoge una tarjeta de figura. Descríbele la figura a tu compañero sin mostrársela.
  - Compañero B: dibuja la figura que tu compañero describe.
  - Compáren las figuras. Si la figura corresponde exactamente a la tarjeta, el compañero B se queda con la tarjeta.
  - Háganlo por turnos. Gana el compañero que tenga más tarjetas al final del juego.
- 

Instrucciones:

- Compañero A: escoge una tarjeta de figura. Descríbele la figura a tu compañero sin mostrársela.
- Compañero B: dibuja la figura que tu compañero describe.
- Compáren las figuras. Si la figura corresponde exactamente a la tarjeta, el compañero B se queda con la tarjeta.
- Háganlo por turnos. Gana el compañero que tenga más tarjetas al final del juego.