



Use Bar Graphs to Compare

Let's use bar graphs to solve Compare problems.

Warm-up

True or False: Make 10 with 9

Decide if each statement is true or false. Be prepared to explain your reasoning.

- $9 + 4 = 9 + 1 + 3$

- $9 + 4 = 10 + 3$


- $9 + 5 = 10 + 6$

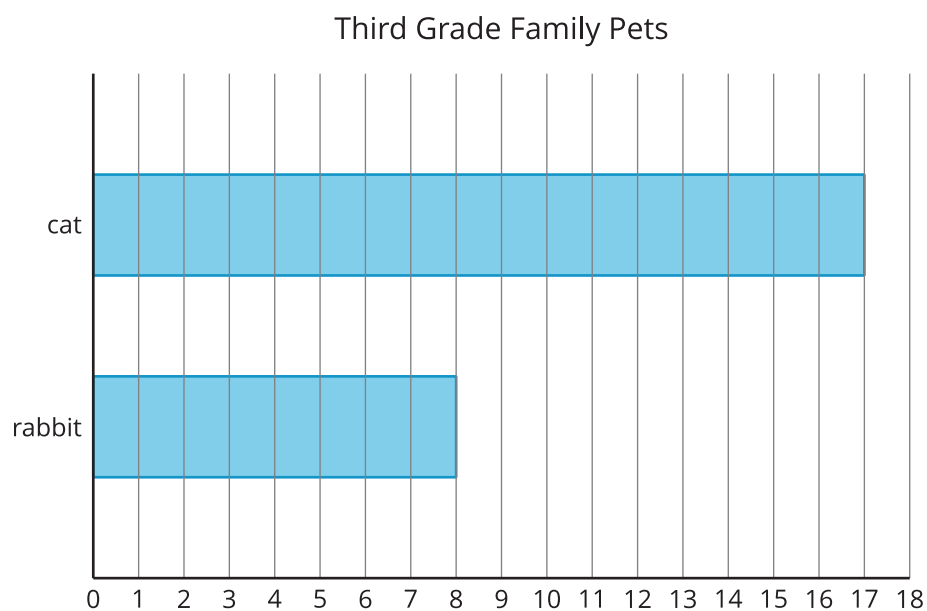


Activity 1

What's the Difference?

What do you notice? What do you wonder?



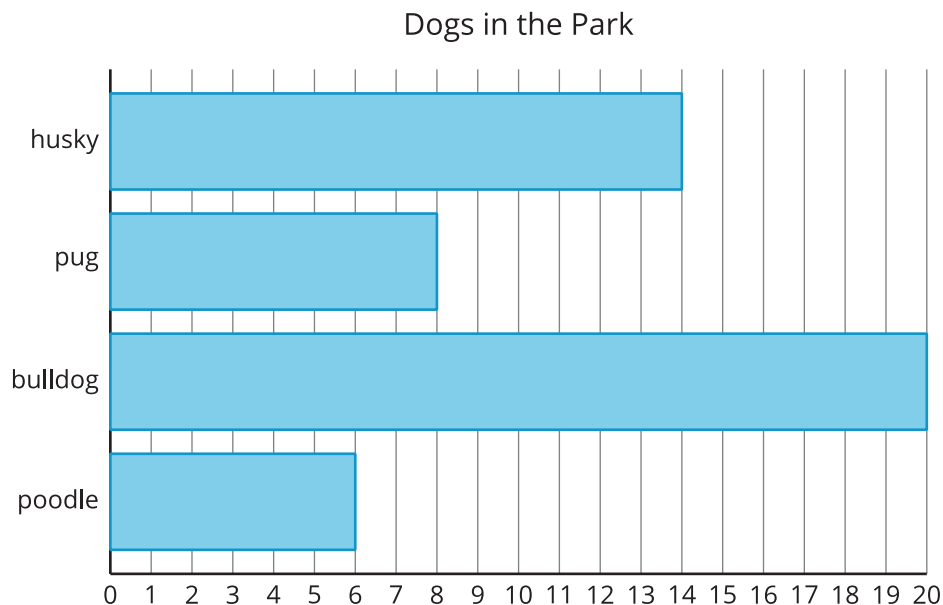


How many more students have cats than rabbits? Show 2 ways to find the difference.

Activity 2

Dogs in the Park

Kiran and Lin counted the types of dogs in a park. Their data is in this bar graph.



1. Make this statement true. There are more

_____ than _____.

2. Write an addition and subtraction equation to show how many more.

3. Make this statement true. There are fewer

_____ than _____.

4. Write an addition and a subtraction equation to show how many fewer.

