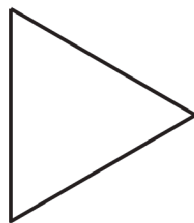





A  
Shape Cards Grade 3




B  
Shape Cards Grade 3



C  
Shape Cards Grade 3



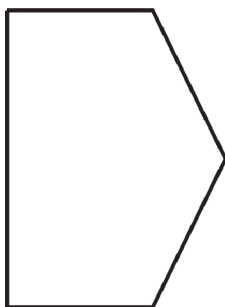
D  
Shape Cards Grade 3



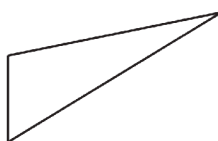
E  
Shape Cards Grade 3



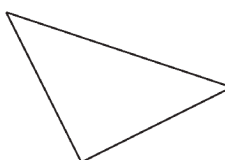
F  
Shape Cards Grade 3



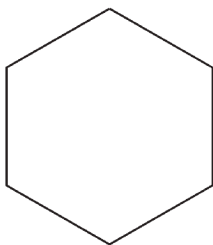
G  
Shape Cards Grade 3




H  
Shape Cards Grade 3



I  
Shape Cards Grade 3



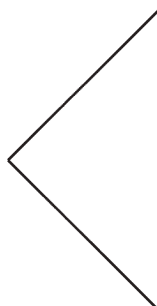
J  
Shape Cards Grade 3




K  
Shape Cards Grade 3




L  
Shape Cards Grade 3



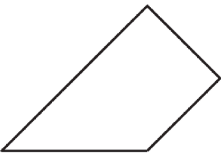
M  
Shape Cards Grade 3



N  
Shape Cards Grade 3




O  
Shape Cards Grade 3



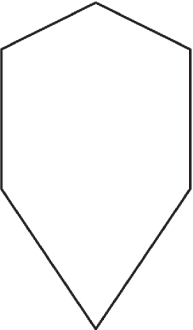
P  
Shape Cards Grade 3



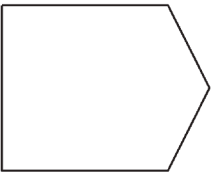
Q  
Shape Cards Grade 3



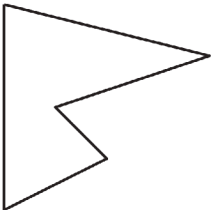
R  
Shape Cards Grade 3



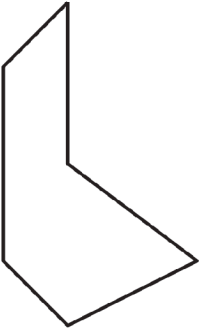
S  
Shape Cards Grade 3



T  
Shape Cards Grade 3



U  
Shape Cards Grade 3




V  
Shape Cards Grade 3



W  
Shape Cards Grade 3




X  
Shape Cards Grade 3



M  
Quadrilateral Cards Grade 3



N  
Quadrilateral Cards Grade 3



O  
Quadrilateral Cards Grade 3



P  
Quadrilateral Cards Grade 3



Q  
Quadrilateral Cards Grade 3



R  
Quadrilateral Cards Grade 3



S  
Quadrilateral Cards Grade 3



T  
Quadrilateral Cards Grade 3



U  
Quadrilateral Cards Grade 3



V  
Quadrilateral Cards Grade 3



W  
Quadrilateral Cards Grade 3



X  
Quadrilateral Cards Grade 3



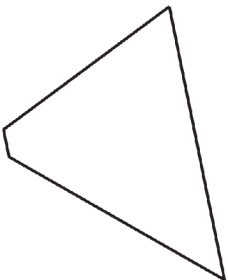
Y  
Quadrilateral Cards Grade 3



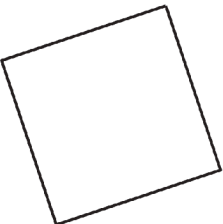
Z  
Quadrilateral Cards Grade 3



AA  
Quadrilateral Cards Grade 3



BB  
Quadrilateral Cards Grade 3



CC  
Quadrilateral Cards Grade 3



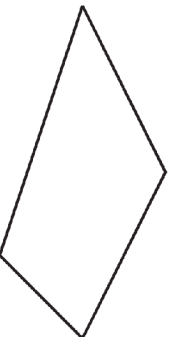
DD  
Quadrilateral Cards Grade 3



EE  
Quadrilateral Cards Grade 3



FF  
Quadrilateral Cards Grade 3



## Directions:

- Partner A: Choose a shape card without showing your partner and describe the shape to your partner.
  - Partner B: Draw the shape based on your partner's description.
  - Compare the shapes. If Partner B drew the shape correctly, they keep the card.
  - Take turns. The partner with the most cards at the end of the game wins.
- 

## Directions:

- Partner A: Choose a shape card without showing your partner and describe the shape to your partner.
  - Partner B: Draw the shape based on your partner's description.
  - Compare the shapes. If Partner B drew the shape correctly, they keep the card.
  - Take turns. The partner with the most cards at the end of the game wins.
- 

## Directions:

- Partner A: Choose a shape card without showing your partner and describe the shape to your partner.
- Partner B: Draw the shape based on your partner's description.
- Compare the shapes. If Partner B drew the shape correctly, they keep the card.
- Take turns. The partner with the most cards at the end of the game wins.