



Decimals on Number Lines

Let's compare some decimals.

Warm-up

Which Three Go Together: Decimals

Which 3 go together?

A

8 tenths

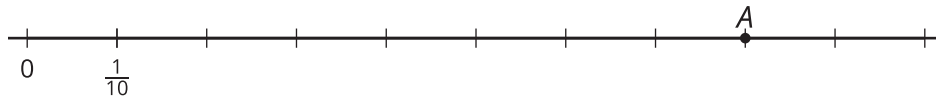
B

$\frac{80}{10}$

C

0.80

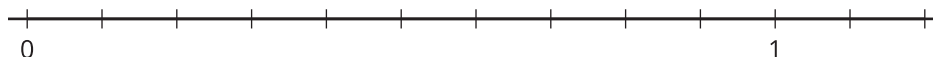
D



Activity 1

Points on Number Lines

1. Label each tick mark on the number line with the number it represents.



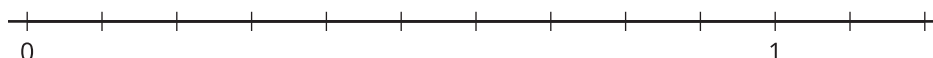
2. Here are 8 numbers.

0.10 0.40 0.80 1.10 0.15 0.45 0.75 1.05

- a. Locate and label each number on the number line.
- b. Which number is greatest? Which is least? Explain how the number line can help determine the greatest and least numbers.

3. Locate and label these numbers on the number line.

0.24 0.96 0.61 1.12 0.08



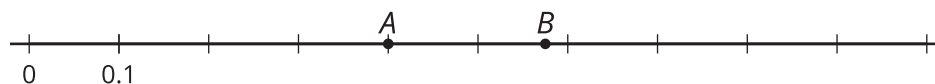
4. Use 2 numbers from the previous questions to make each comparison statement true.
- a. _____ is greater than _____.
- b. _____ is less than _____.
- c. _____ is the greatest number.



Activity 2

Compare Decimals

1. Here is a number line with 2 points on it.



- Name the decimal located at point A.
- Is the decimal at point A less than or greater than 0.50? Explain or show your reasoning.

- Is the decimal at point B greater or less than 0.06? Explain your reasoning.

- Estimate the decimal at point B.

2. Compare the numbers using $>$, $<$, or $=$. Can you think of a way to make comparisons without using a number line?

a. 0.51 _____ 0.09

b. 0.19 _____ 0.91

c. 0.45 _____ 0.54

d. 0.62 _____ 0.26

e. 1.02 _____ 0.95

f. 0.3 _____ 0.30

g. 4.01 _____ 4.10

