Unit 7, Lesson 11

A Bigger Piece

Let’s compare the size of halves and fourths.

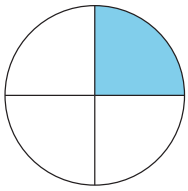

Activity 1

Which Is Bigger?

1.
   - Work with a partner.
   - Cut out the circles.
   - Decide who will cut halves and who will cut fourths.
   - Fold your circle into halves or fourths, and then cut it.
   - Compare your pieces with your partner.
   - What do you notice?
   - Be ready to explain your thinking.



2.
   - Repeat with the squares.
   - Compare your pieces with your partner.
   - What do you notice?
   - Be ready to explain your thinking.

3. Write 2 things you notice about your pieces.

 CC BY NC 2024
Illustrative Mathematics®

Activity 2

Priya and Han Share a Roti

Priya and Han share a roti.

- Priya says, “I want half of the roti because halves are bigger than fourths.”
- Han says, “I want a fourth of the roti because fourths are bigger than halves. I know because 4 is bigger than 2.”

Who do you agree with?
Show your thinking, using drawings, numbers or words.
Use the circle if it helps you.



Section B Summary

We learned that circles and rectangles can be split into equal pieces.

- 2 equal pieces are called **halves**.
- 4 equal pieces are called **fourths**, or quarters.

A half of the square is shaded.

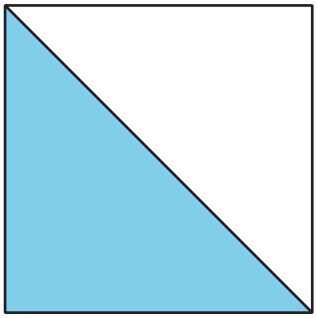

A fourth, or a quarter, of the circle is shaded.

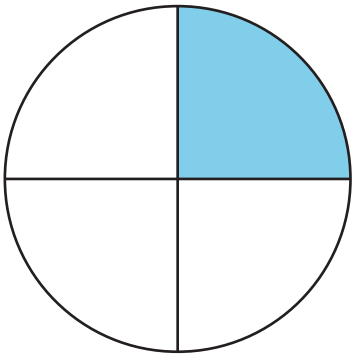

2 halves are shaded.

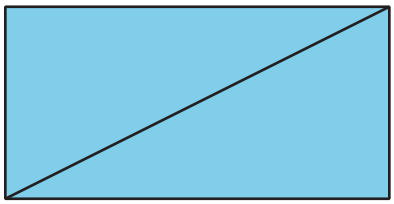
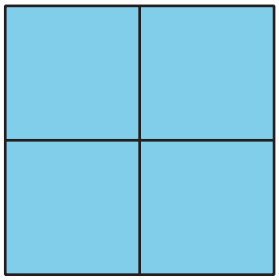
4 fourths are shaded.