



Estimation Explorations with Fractions

Let's explore estimations with fractions.

Warm-up

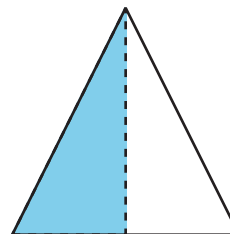
Which Three Go Together: Fractions

Which 3 go together?

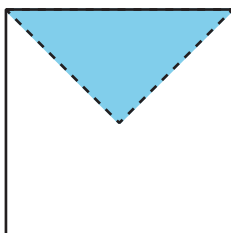
A



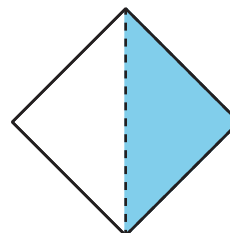
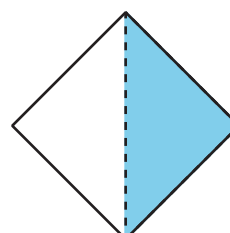
B



C



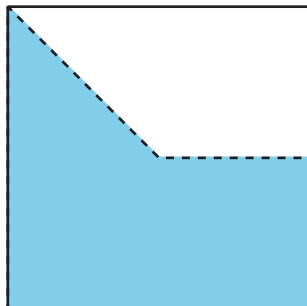
D



Activity 1

Estimation Exploration: Diagram

What fraction of the square is shaded?




Record an estimate that is:

too low	about right	too high

Activity 2

Estimation Exploration: Fraction Strip

What fraction of the strip is shaded?



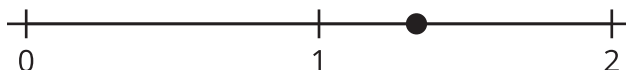
Record an estimate that is:

too low	about right	too high

Activity 3

Estimation Exploration: Number Line

What number does the point on the number line represent?



Record an estimate that is:

too low	about right	too high