



# Tiny House: Design and Solve

Let's design a tiny house.

Warm-up

## Notice and Wonder: Tiny Houses

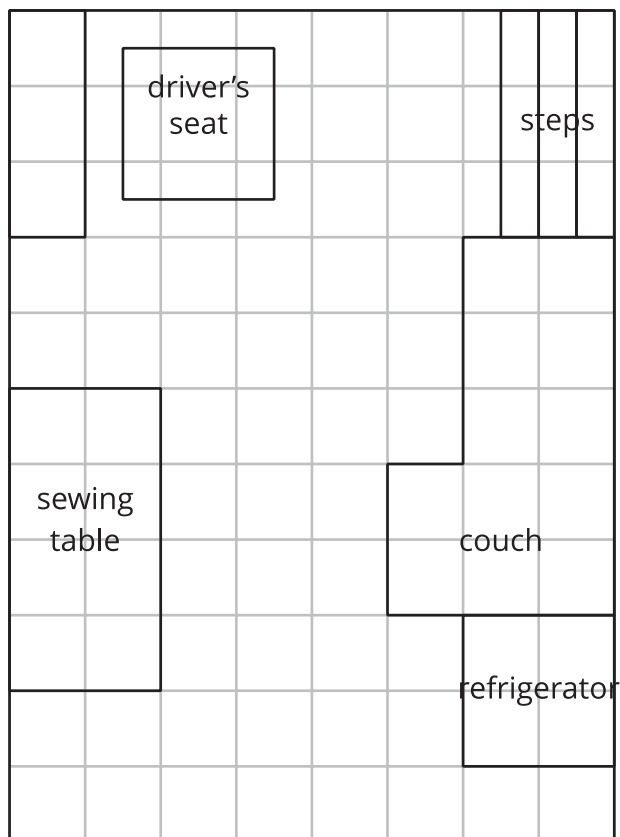
What do you notice? What do you wonder?



## Activity 1

### Design a Tiny House

Here is an image of the inside of a converted school bus.



 represents 1 square foot

1. Choose the type of rectangular tiny house you will design. Be sure to consider the advantages and disadvantages of each type and how you'll use the area.

shipping container




8 feet  $\times$  20 feet




cabin




8 feet  $\times$  10 feet  
downstairs




8 feet  $\times$  8 feet  
upstairs



school bus



7 feet  $\times$  14 feet



2. Create a design for your tiny house. Be sure to include:

- Different rooms.
- Windows and a door.
- Furniture and any other details you think are important.



## Activity 2

### Ask, Revise, and Answer

1. Write 2 questions about your tiny house design.
  - a. One question should involve area.

---

---

- b. One question should involve perimeter.

---

---

2. Work with a partner to answer your own questions about your tiny house design. Make any revisions to your questions if needed.
3. Find a new partner. Answer their questions about their tiny house design.