



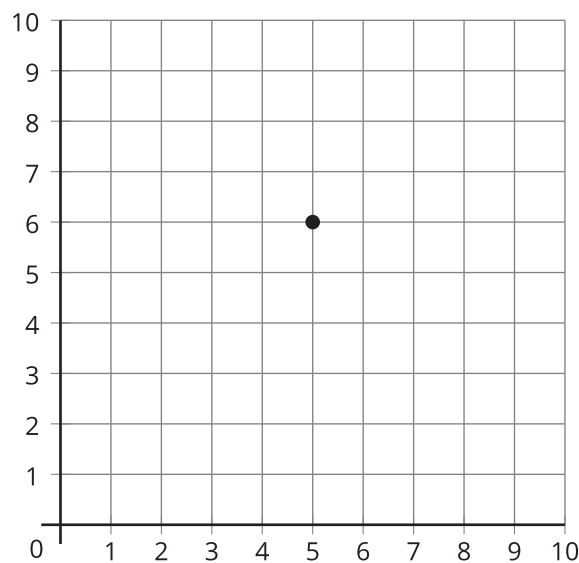
# Points on the Coordinate Grid

Let's plot points on the coordinate grid.

## Warm-up

### Notice and Wonder: A Point

What do you notice? What do you wonder?

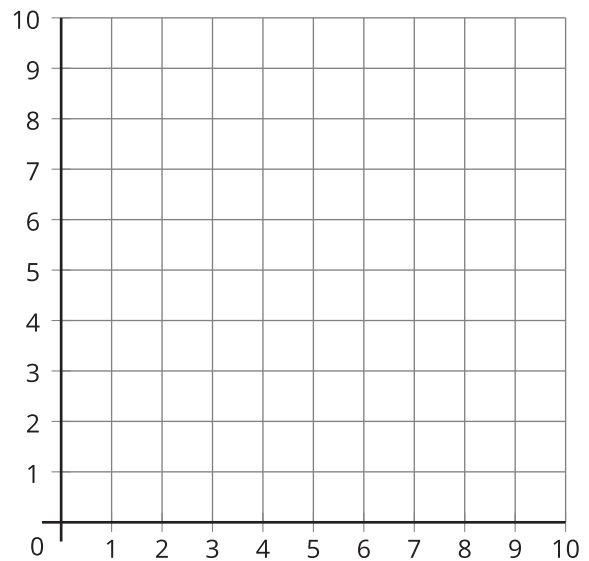
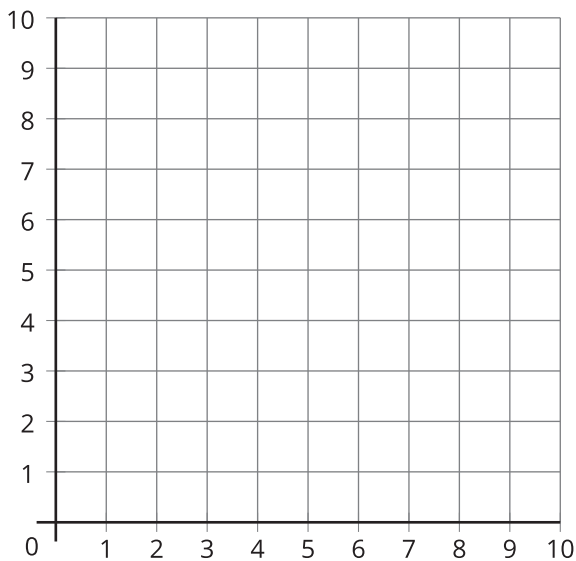


## Activity 1

### What's the Point?

Your teacher will give you a set of cards that show points plotted on coordinate grids.

1. Play 2 rounds of What's the Point? so each partner gets a chance to draw.
  - Sit back to back with your partner.
  - Partner A: Choose a card. Describe the location of the point to your partner.
  - Partner B: Plot the point on the blank coordinate grid.
  - Compare Partner A's card with Partner B's plotted point.
  - Discuss: What's the same? What's different?
  - Switch roles to play a second round.



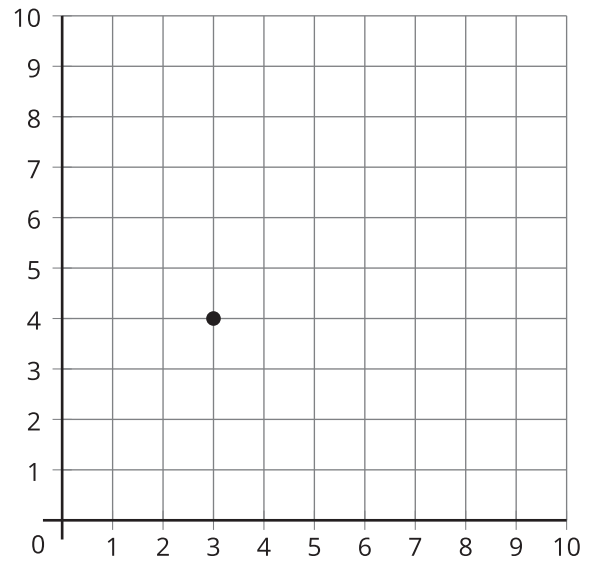
2. Use words to explain the location of the point on this grid.

---

---

---

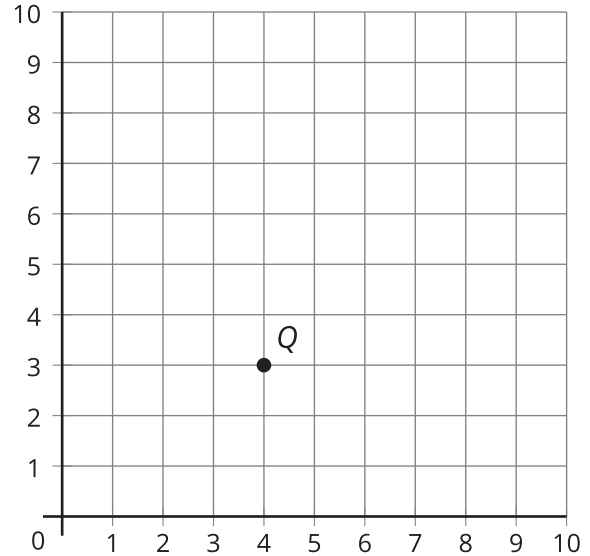
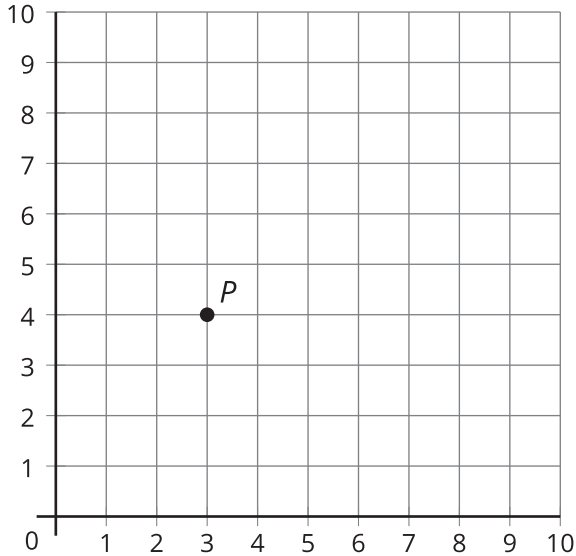
---



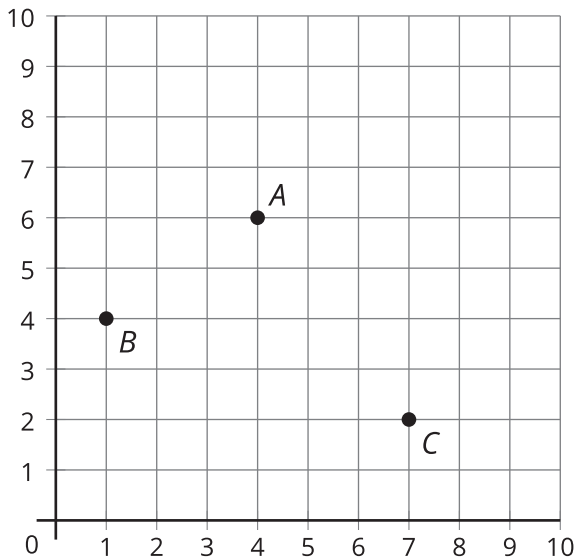
## Activity 2

### Plot and Label Points

1. What do you notice about point  $P$  and point  $Q$ ?



2. List the coordinates for each point.



	coordinates
$A$	( __ , __ )
$B$	( __ , __ )
$C$	( __ , __ )
$D$	(6, 4)
$E$	(2, 5)
$F$	(8, 3)

3. Plot and label points  $D$ ,  $E$ ,  $F$  on the same grid as points  $A$ ,  $B$ , and  $C$ .