Unit 5, Lesson 18

Plan a Fun Run

Let's use what we know about fractions to plan a 3-mile fun run.

Warm-up

Notice and Wonder: 3-Mile Run

What do you notice? What do you wonder?

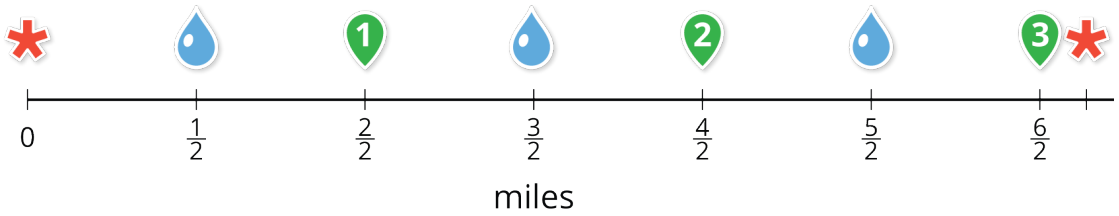

Activity 1

Where's the Bathroom?

What do you notice? What do you wonder?

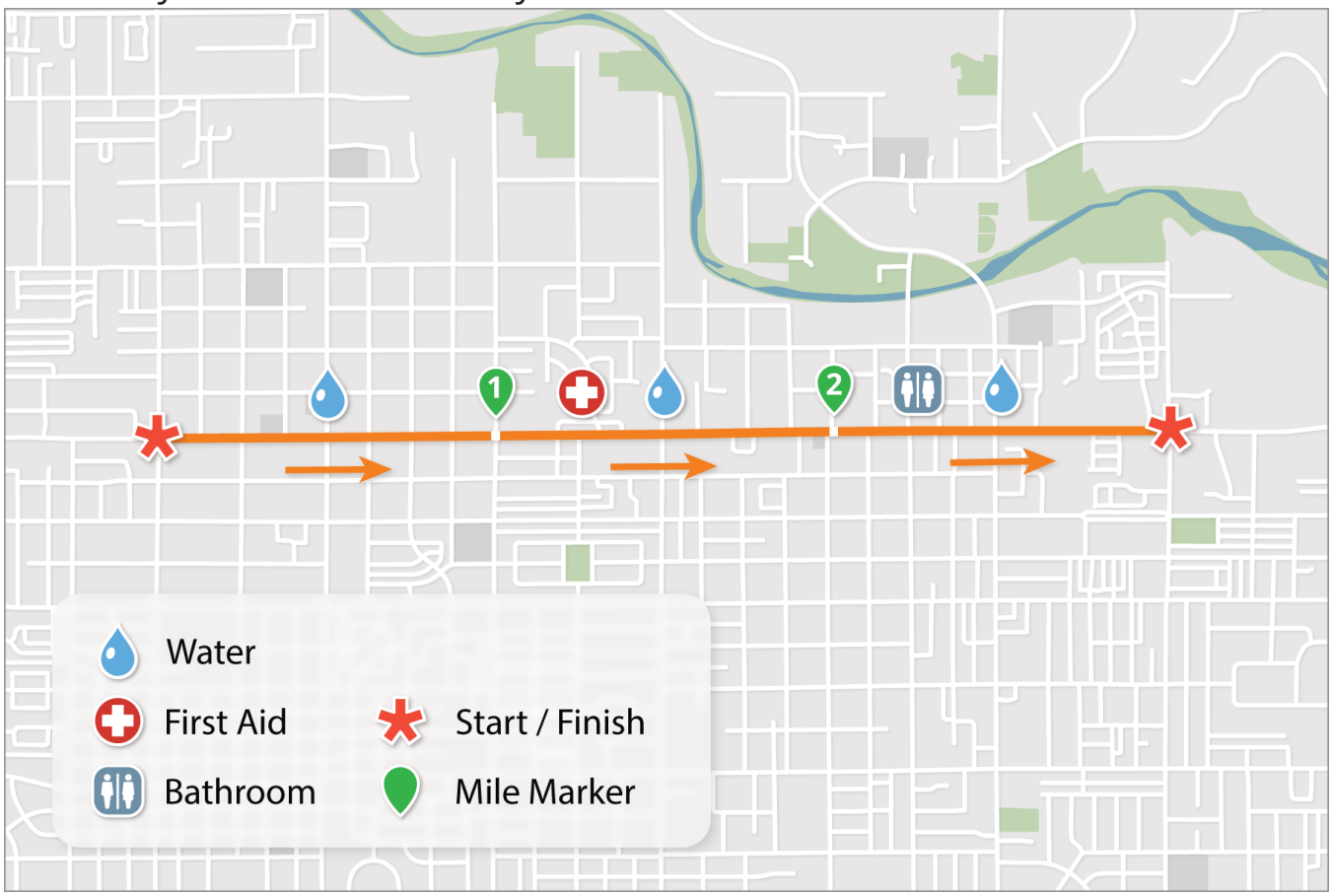

1. How far is each water station from the starting line?

   a. Water Station 1: _____

   b. Water Station 2: _____

   c. Water Station 3: _____

d. What do you notice?

2. How far is the first-aid station from the starting line?

3. How far is the bathroom from the starting line?

4. The planners want to add a music station to the race to help energize the runners. Show on the map where you would put it. Explain to your partner where your station is on the map and why you put it there.

 CC BY NC 2024 Illustrative Mathematics®

Activity 2

Plan Your Own Fun Run

Plan your own fun run with your group.

Your teacher will give you a race map with some information about the city your race is in.

Your plan must include:

- At least 7 stations and no more than 10 stations. Only 2 stations can be at the same location on your course.
- Labels that show where each station is on your map and on the number line. If you use symbols, be sure to include a key.
- Labels that tell about how far each station is from the starting line. Use fractions when needed.

After you finish your plan, be prepared to share it with others and explain:

- why you picked each station
- why you placed each station at the spot you placed it

Station Options

Water Station

Bathrooms

First Aid

Obstacle Course

Color Zone

Foam Run

Music

Cool Down