



# Class Pet Surveys

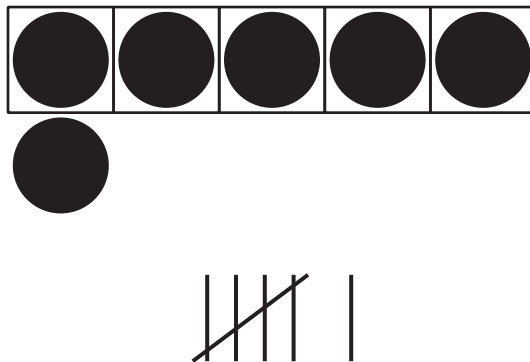
Let's see what the data tells us.

## Warm-up

### Notice and Wonder: Tally Marks

What do you notice?

What do you wonder?



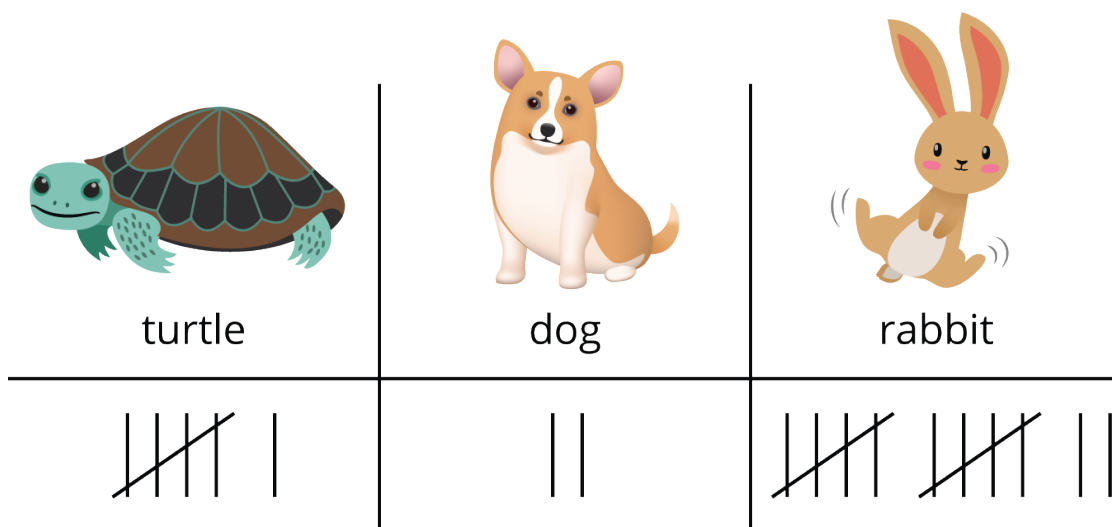
## Activity 1

### Jada's Class Pet Survey

Jada takes a survey in her class.

She asks, "Which animal would make the best class pet?"

Jada shows the responses.



Decide whether each statement is true or false.

Be ready to explain why.

1. There are 12 votes for rabbit.



True

or



False

2. There are 18 votes in all.



True

or



False

3. 14 students voted for turtle or rabbit.



True

or



False

4. 8 students voted for dog or turtle.



True

or

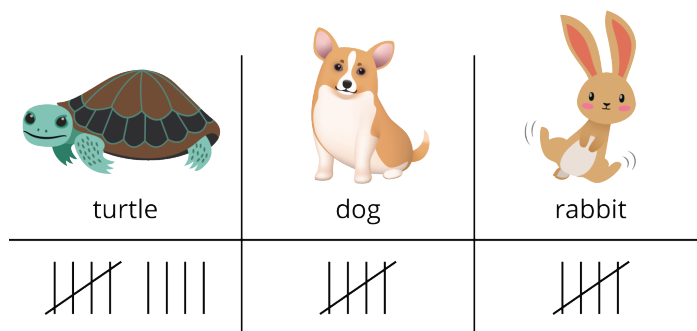


False

## Activity 2

### Interpret Data about Class Pets

Tyler asks the same survey question in his class.  
He shows their responses.



Write 3 things that you learned about Tyler's survey data from the representation.

1.

---

---

---

---

2.

---

---

---

---

3.

---

---

---

---



## Activity 3

### Centers: Choice Time

Choose a center.


What's Behind My Back?



Check It Off



Five in a Row: Addition and Subtraction



Find the Pair

