



# Using Function Notation to Describe Rules (Part 1)

Let's look at some rules that describe functions and write some too.

## 4.1 Notice and Wonder: Two Functions

What do you notice? What do you wonder?

$x$	$f(x) = 10 - 2x$
1	8
1.5	7
5	0
-2	14

$x$	$g(x) = x^3$
-2	-8
0	0
1	1
3	27

## 4.2 Four Functions

Here are descriptions and equations that represent four functions.

- $f(x) = 3x - 7$
  - $g(x) = 3(x - 7)$
  - $h(x) = \frac{x}{3} - 7$
  - $k(x) = \frac{x - 7}{3}$
- A. To get the output, subtract 7 from the input, then divide the result by 3.
  - B. To get the output, subtract 7 from the input, then multiply the result by 3.
  - C. To get the output, multiply the input by 3, then subtract 7 from the result.
  - D. To get the output, divide the input by 3, then subtract 7 from the result.

1. Match each equation with a verbal description that represents the same function. Record your results.
2. For one of the functions, when the input is 6, the output is -3. Which is that function:  $f$ ,  $g$ ,  $h$ , or  $k$ ? Explain how you know.
3. Which of the four functions have the greatest value when the input is 0? What about when the input is 10?

### Are you ready for more?

Mai says  $f(x)$  is always greater than  $g(x)$  for the same value of  $x$ . Is this true? Explain how you know.

## 4.3

## Rules for Area and Perimeter

1. A square that has a side length of 9 cm has an area of  $81 \text{ cm}^2$ . The relationship between the side length and the area of the square is a function.


- a. Complete the table with the area for each given side length.

Then, write a rule for a function,  $A$ , that gives the area of the square in  $\text{cm}^2$  when the side length is  $s$  cm. Use function notation.

side length (cm)	area ( $\text{cm}^2$ )
1	
2	
4	
6	
$s$	


- b. What does  $A(2)$  represent in this situation? What is its value?

- c. On the coordinate plane, sketch a graph of this function.



2. A roll of paper that is 3 feet wide can be cut to any length.

- a. If we cut a length of 2.5 feet, what is the perimeter of the paper?



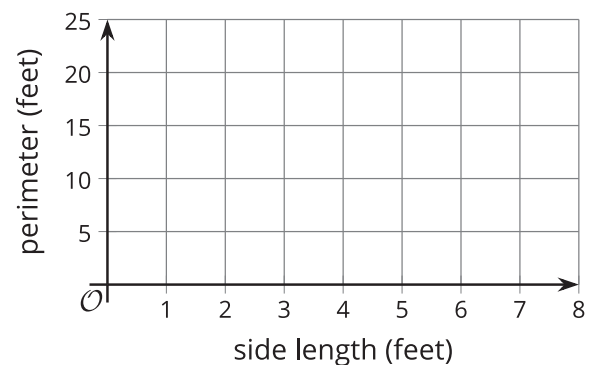
- b. Complete the table with the perimeter for each given side length.

Then, write a rule for a function,  $P$ , that gives the perimeter of the paper in feet when the side length in feet is  $\ell$ . Use function notation.

side length (feet)	perimeter (feet)
1	
2	
6.3	
11	
$\ell$	

- c. What does  $P(11)$  represent in this situation? What is its value?

- d. On the coordinate plane, sketch a graph of this function.



## Lesson 4 Summary

Some functions are defined by rules that specify how to compute the output from the input. These rules can be verbal descriptions or expressions and equations. For example:

Rules in words:

- To get the output of function  $f$ , add 2 to the input, then multiply the result by 5.
- To get the output of function  $m$ , multiply the input by  $\frac{1}{2}$  and subtract the result from 3.

Rules in function notation:

- $f(x) = (x + 2) \cdot 5$  or  $f(x) = 5(x + 2)$
- $m(x) = 3 - \frac{1}{2}x$

Some functions are defined by rules that relate two quantities in a situation. These functions can also be expressed algebraically with function notation.

Suppose function  $c$  gives the cost of buying  $n$  pounds of apples at \$1.49 per pound. We can write the rule  $c(n) = 1.49n$  to define function  $c$ .

To see how the cost changes when  $n$  changes, we can create a table of values.

pounds of apples, $n$	cost in dollars, $c(n)$
0	0
1	1.49
2	2.98
3	4.47
$n$	$1.49n$

Plotting the pairs of values in the table gives us a graphical representation of  $c$ .

