



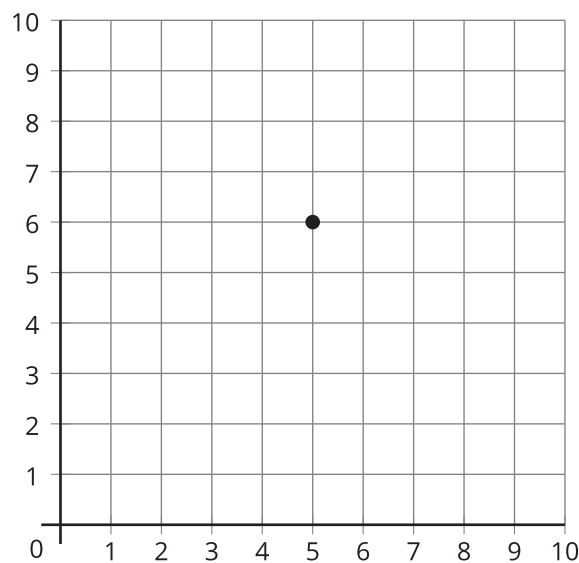
Points on the Coordinate Grid

Let's plot points on the coordinate grid.

Warm-up

Notice and Wonder: A Point

What do you notice? What do you wonder?

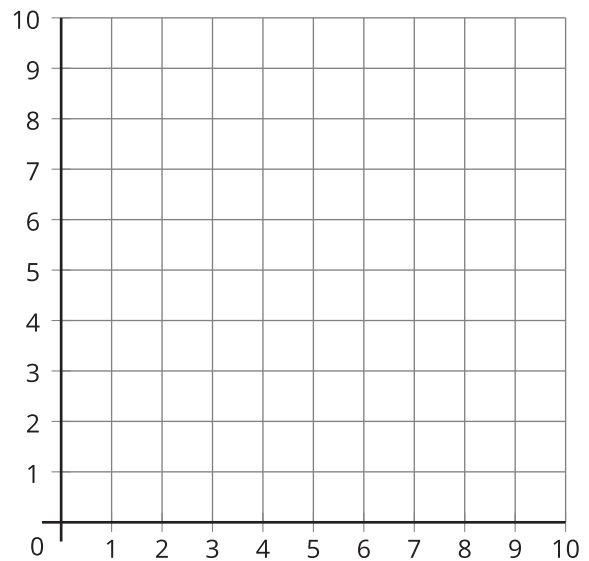
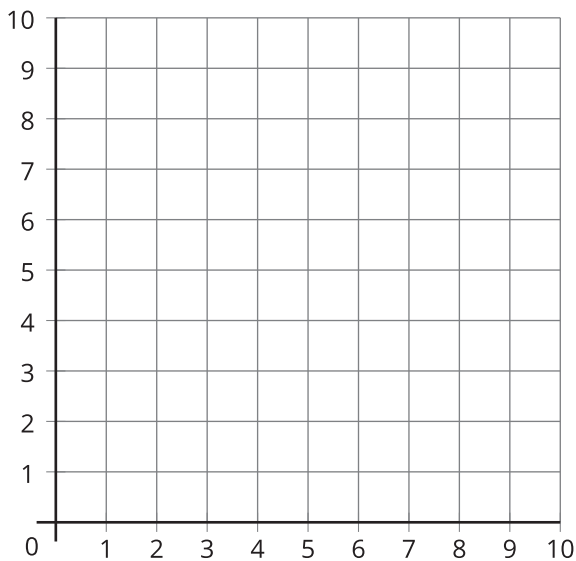


Activity 1

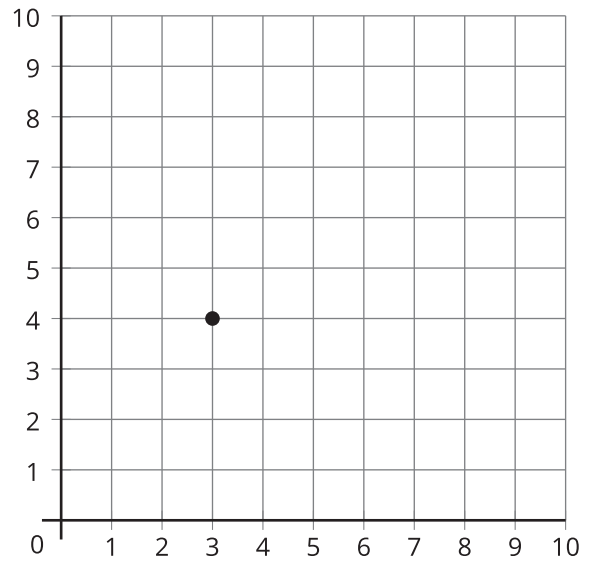
What's the Point?

Your teacher will give you a set of cards that show points plotted on coordinate grids.

1. Play 2 rounds of What's the Point? so each partner gets a chance to draw.
 - Sit back to back with your partner.
 - Partner A: Choose a card. Describe the location of the point to your partner.
 - Partner B: Plot the point on the blank coordinate grid.
 - Compare Partner A's card with Partner B's plotted point.
 - Discuss: What's the same? What's different?
 - Switch roles to play a second round.



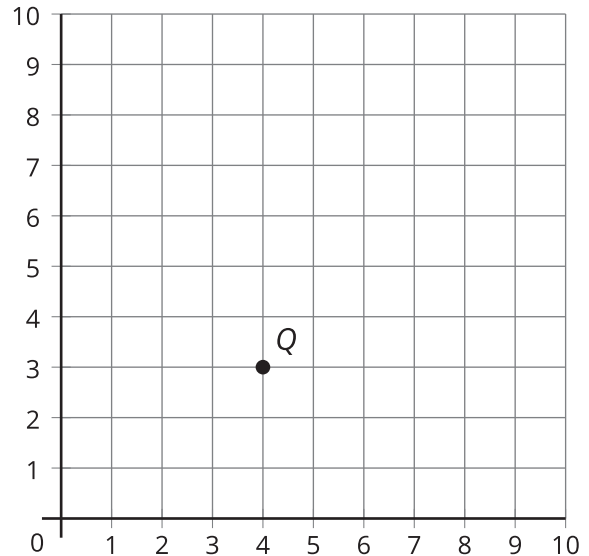
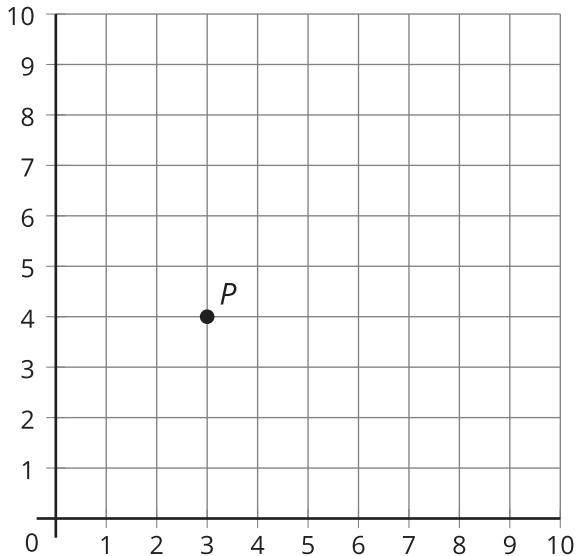
2. Use words to explain the location of the point on this grid.



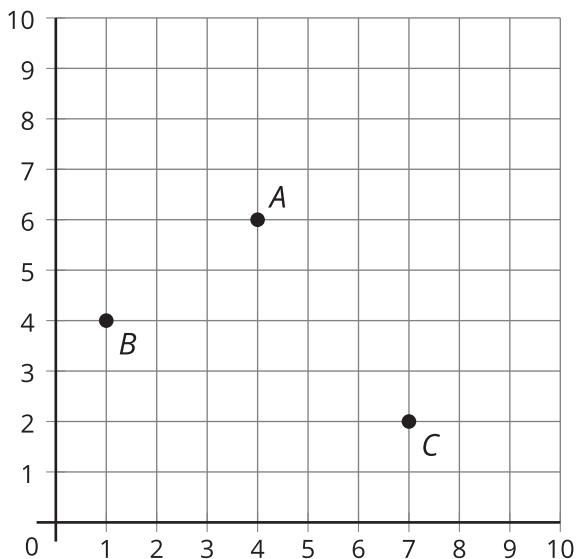
Activity 2

Plot and Label Points

1. What do you notice about point P and point Q ?



2. List the coordinates for each point.



| | coordinates |
|-----|-------------|
| A | (__ , __) |
| B | (__ , __) |
| C | (__ , __) |
| D | (6, 4) |
| E | (2, 5) |
| F | (8, 3) |

3. Plot and label points D , E , F on the same grid as points A , B , and C .