



# Formemos y separemos números del 11 al 19

Hagamos grupos del 11 al 19.



## Calentamiento


### Cuáles tres van juntos: Números del 11 al 20

¿Cuáles 3 van juntos?


A




B



C

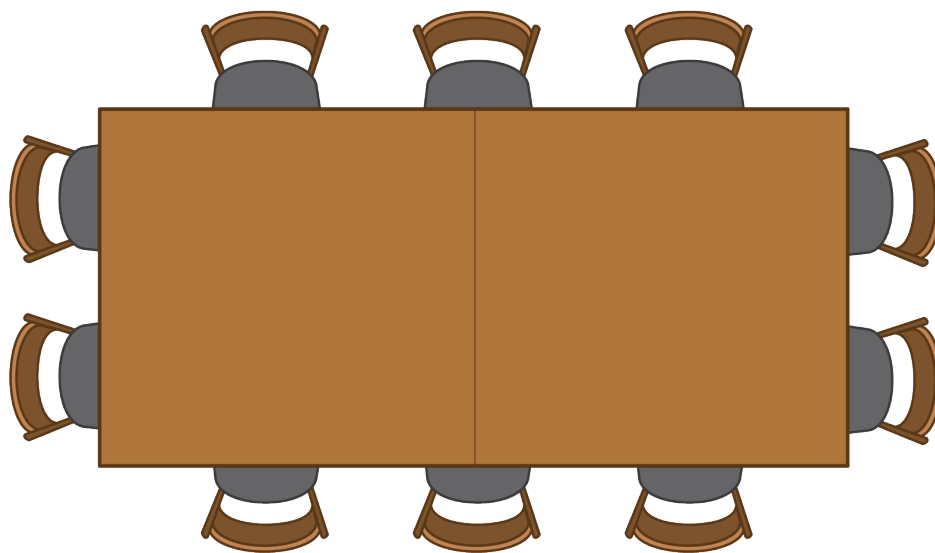


D

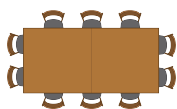


## Actividad 1

¿Dónde se van a sentar?

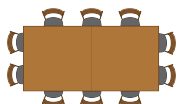


1.



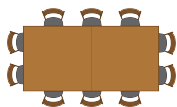
$$\underline{\hspace{2cm}} + \underline{\hspace{2cm}} = \underline{\hspace{2cm}}$$

2.



$$\underline{\hspace{2cm}} + \underline{\hspace{2cm}} = \underline{\hspace{2cm}}$$

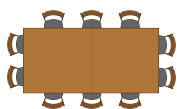
3.



$$\underline{\hspace{2cm}} + \underline{\hspace{2cm}} = \underline{\hspace{2cm}}$$

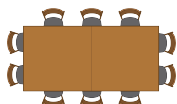


4.



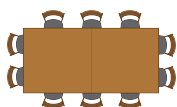
$$\underline{\hspace{2cm}} + \underline{\hspace{2cm}} = \underline{\hspace{2cm}}$$

5.



$$\underline{\hspace{2cm}} + \underline{\hspace{2cm}} = \underline{\hspace{2cm}}$$

6.



$$\underline{\hspace{2cm}} + \underline{\hspace{2cm}} = \underline{\hspace{2cm}}$$

## Actividad 2

### Terminemos las ecuaciones

•  $17 = 10 + \underline{\hspace{2cm}}$

•  $19 = \underline{\hspace{2cm}} + 9$

•  $10 + \underline{\hspace{2cm}} = 14$

•  $\underline{\hspace{2cm}} + 2 = 12$

•  $11 = \underline{\hspace{2cm}} + 1$

•  $15 = 10 + \underline{\hspace{2cm}}$

## Actividad 3


### Centros: Momento de escoger

Escoge un centro.


Revuelve y saca



Carrera con números



Agarra y cuenta



¿Qué hay a mis espaldas?



Fichas geométricas

