

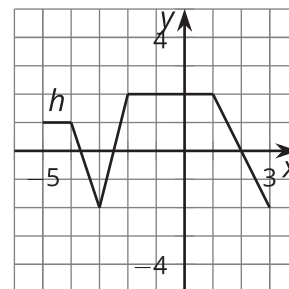
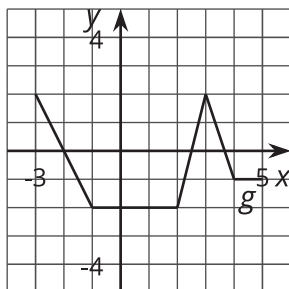
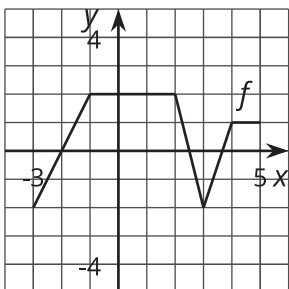


Reflecting Functions

Let's reflect some graphs.

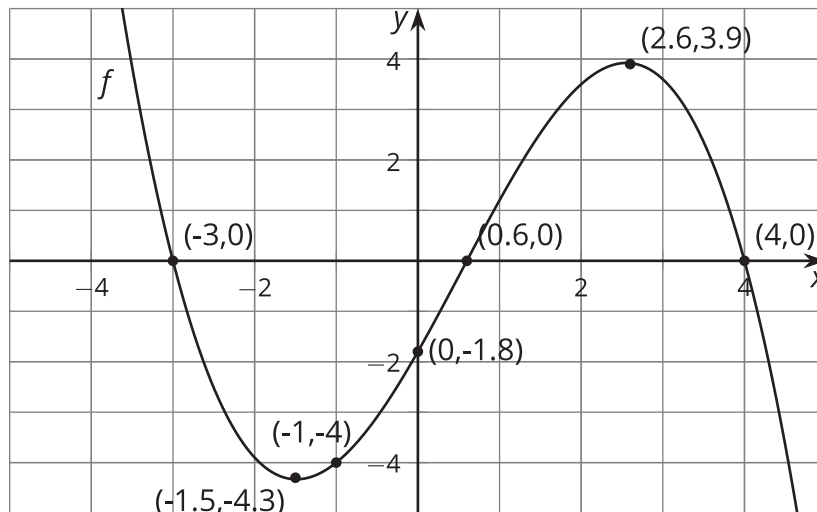
4.1 Notice and Wonder: Reflections

What do you notice? What do you wonder?



4.2 Reflecting Across

Here is the graph of function f and a table of values.



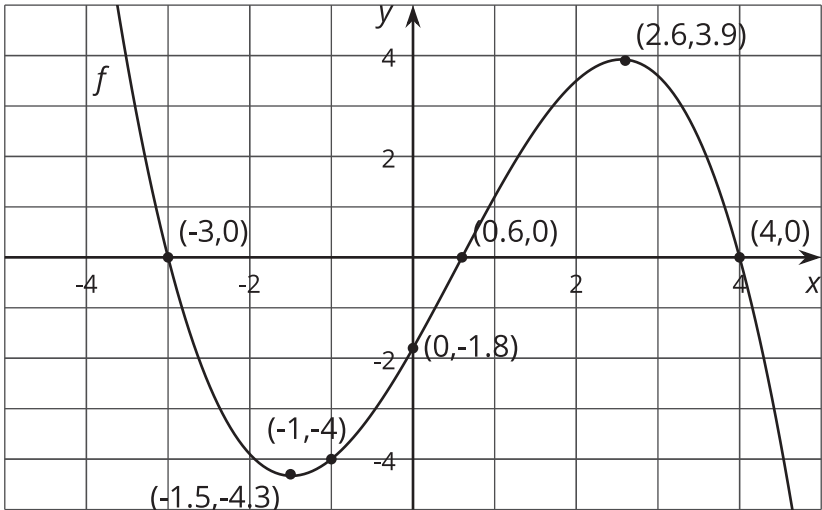
x	$f(x)$	$g(x) = -f(x)$
-3	0	
-1.5	-4.3	
-1	-4	
0	-1.8	
0.6	0	
2.6	3.9	
4	0	

1. Let g be the function defined by $g(x) = -f(x)$. Complete the table.
2. Sketch the graph of g on the same axes as the graph of f but in a different color.
3. Describe how to transform the graph of f into the graph of g . Explain how the equation produces this transformation.

4.3

Reflecting Across a Different Way

Here is another copy of the graph of f from the earlier activity. This time, let h be the function defined by $h(x) = f(-x)$.



- 1. Use the definition of h to find $h(0)$. Does your answer agree with your prediction?
- 2. What does your prediction tell you about $h(-0.6)$? Does your answer agree with the definition of h ?

3. Complete the tables. The values for x will not be the same for the two tables.

x	$f(x)$
-3	0
-1.5	-4.3
-1	-4
0	-1.8
0.6	0
2.6	3.9
4	0

x	$h(x) = f(-x)$



4. Sketch the graph of h on the same axes as the graph of f but in a different color.
5. Describe what happened to the graph of f to transform it into the graph of h . Explain how the equation produces this transformation.



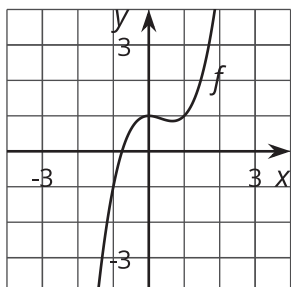
Are you ready for more?

1. Describe how the graph of h relates to the graph of g defined in the earlier activity.
2. Write an equation relating h and g .

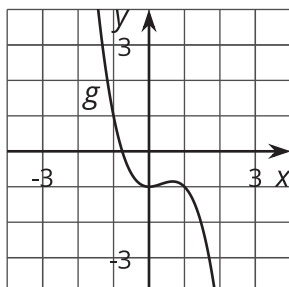
Lesson 4 Summary

Here are graphs of the functions f , g , and h , where $g(x) = -f(x)$ and $h(x) = f(-x)$. How do these equations match the transformation we see from f to g and from f to h ?

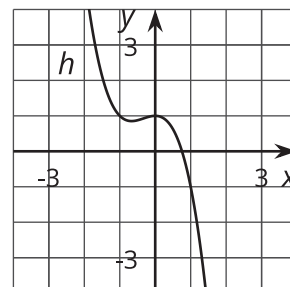
$f(x)$



$g(x) = -f(x)$



$h(x) = f(-x)$



Considering first the equation $g(x) = -f(x)$, we know that for the same input x , the value of $g(x)$ will be the opposite of the value of $f(x)$. For example, since $f(0) = 1$, we know that $g(0) = -f(0) = -1$. We can see this relationship in the graphs where g is the reflection of f across the x -axis.

Looking at $h(x) = f(-x)$, this equation tells us that the two functions have the same output for opposite inputs. For example, 1 and -1 are opposites, so $h(1) = f(-1)$ (and $h(-1) = f(1)$ is also true!). We can see this relationship in the graphs where h is the reflection of f across the y -axis.