



Represent Data Using Picture Graphs and Bar Graphs

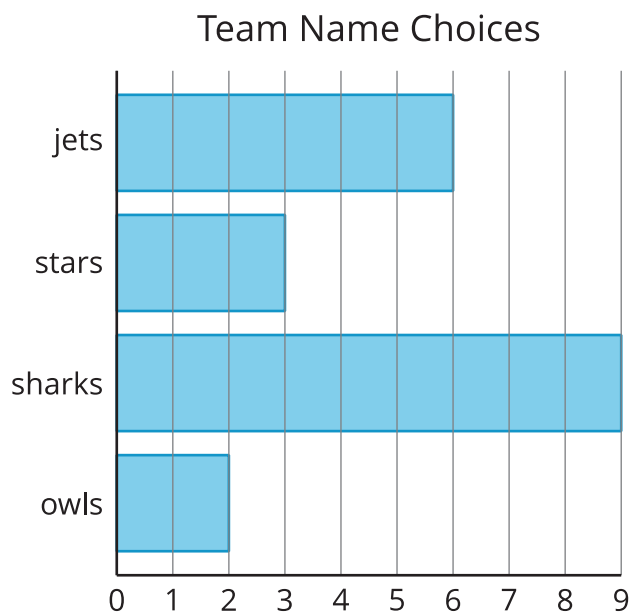
Let's make our own bar and picture graphs.

Warm-up

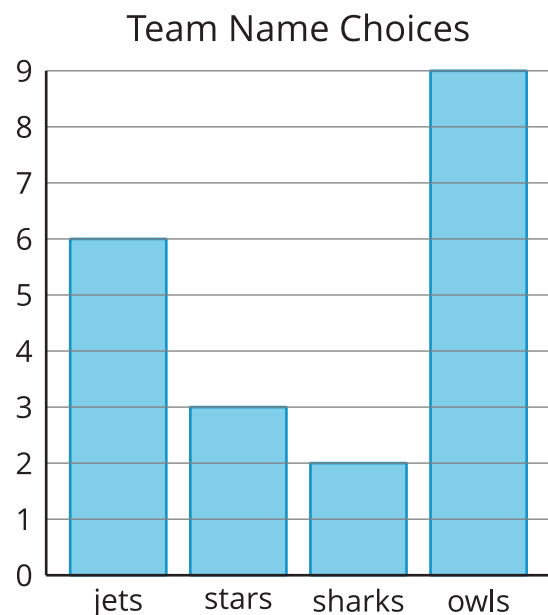
Which Three Go Together: Data

Which 3 go together?

A


























B



C

Team Name Choices

| | | | |
|---|---|---|---|
| | |  | |
| | |  | |
| | |  | |
|  | |  | |
|  | |  | |
|  | |  | |
|  |  |  | |
|  |  |  | |
|  |  |  |  |
|  |  |  |  |
| jets | stars | sharks | owls |

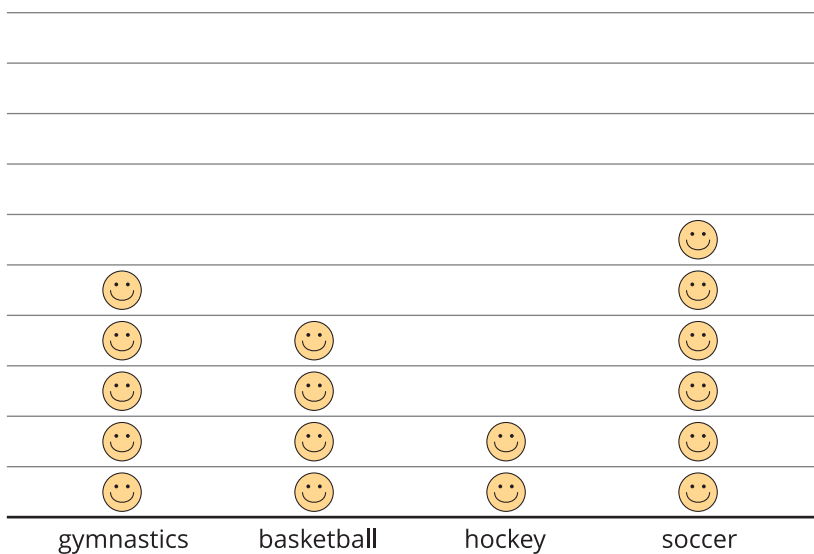
D

| jets | stars | sharks | owls |
|------|-------|--------|------|
| 6 | 3 | 9 | 2 |

Activity 1

Draw Picture Graphs

2nd Graders' Favorite Sports



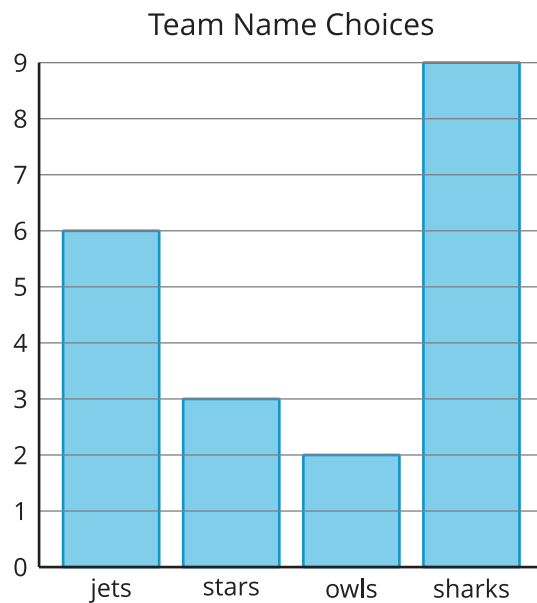
Represent the table data shown in your table in a picture graph.

Table # _____

[illegible]

Activity 2

Draw Bar Graphs



Represent your table data in a bar graph.

Table # _____

