

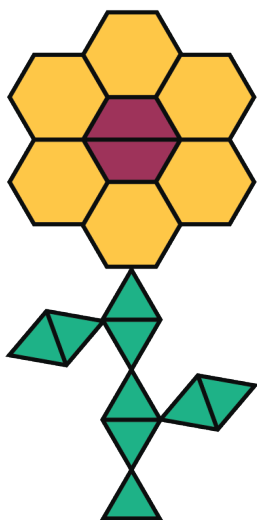


# Recipes

Let's explore how ratios affect the way a recipe tastes.

## 3.1 Flower Pattern

This flower is made up of yellow hexagons, red trapezoids, and green triangles.

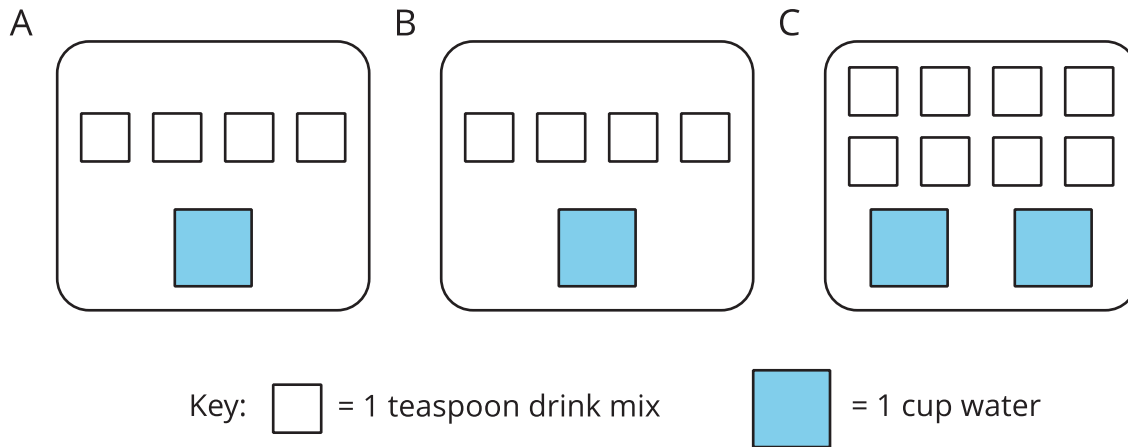


1. Write sentences to describe the ratios of the shapes that make up this pattern.
2. How many of each shape would be in two copies of this flower pattern?

## 3.2

## Powdered Drink Mix

Here are diagrams representing three mixtures of powdered drink mix and water:



1. How would the taste of Mixture A compare to the taste of Mixture B?

2. Use the diagrams to complete each statement:

a. Mixture B uses \_\_\_\_\_ cups of water and \_\_\_\_\_ teaspoons of drink mix.

The ratio of cups of water to teaspoons of drink mix in Mixture B is \_\_\_\_\_.

b. Mixture C uses \_\_\_\_\_ cups of water and \_\_\_\_\_ teaspoons of drink mix.

The ratio of cups of water to teaspoons of drink mix in Mixture C is \_\_\_\_\_.

3. How would the taste of Mixture B compare to the taste of Mixture C?



## Are you ready for more?

Sports drinks use sodium (better known as salt) to help people replenish electrolytes. Here are the nutrition labels of two sports drinks.

A

Nutrition Facts		
Serving Size 8 fl oz (240 mL)		
Serving Per Container 4		
Amount Per Serving		
Calories 50		
% Daily Value*		
<b>Total Fat</b>	0 g	0%
<b>Sodium</b>	110 mg	5%
<b>Potassium</b>	30 mg	1%
<b>Total Carbohydrate</b>	14 g	5%
Sugars	14 g	
<b>Protein</b>	0 g	
% Daily Value are based on a 2,000 calorie diet.		

B

Nutrition Facts		
Serving Size 12 fl oz (355 mL)		
Serving Per Container about 2.5		
Amount Per Serving		
Calories 80		
% Daily Value*		
<b>Total Fat</b>	0 g	0%
<b>Sodium</b>	150 mg	6%
<b>Potassium</b>	35 mg	1%
<b>Total Carbohydrate</b>	21 g	7%
Sugars	20 g	
<b>Protein</b>	0 g	
% Daily Value are based on a 2,000 calorie diet.		

1. Which of these drinks is saltier? Explain how you know.
2. If you wanted to make sure a sports drink was less salty than both of the ones given, what ratio of sodium to water would you use?

### 3.3

## Batches of Cookies

A recipe for one batch of cookies calls for 5 cups of flour and 2 teaspoons of vanilla.

1. Draw a diagram that shows the amount of flour and vanilla needed for *two* batches of cookies.
2. How many batches can you make with 15 cups of flour and 6 teaspoons of vanilla? Show the additional batches by adding more ingredients to your diagram.
3. How much flour and vanilla would you need for 5 batches of cookies?
4. Whether the ratio of cups of flour to teaspoons of vanilla is  $5 : 2$ ,  $10 : 4$ , or  $15 : 6$ , the recipes would make cookies that taste the same. We say that these ratios are *equivalent*.
  - a. Find another ratio of cups of flour to teaspoons of vanilla that is equivalent to these ratios.
  - b. How many batches can you make using this new ratio of ingredients?

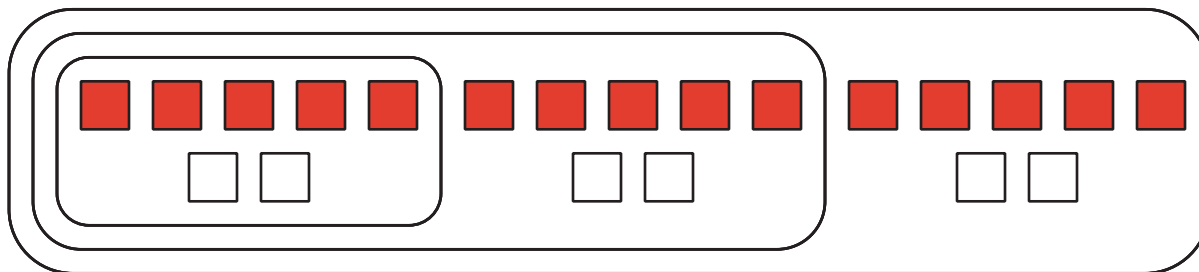


### Lesson 3 Summary

A recipe for fizzy juice says, “Mix 5 cups of cranberry juice with 2 cups of soda water.”

To double this recipe, we would use 10 cups of cranberry juice with 4 cups of soda water. To triple this recipe, we would use 15 cups of cranberry juice with 6 cups of soda water.

This diagram shows a single batch of the recipe, a double batch, and a triple batch:



We say that the ratios  $5 : 2$ ,  $10 : 4$ , and  $15 : 6$  are *equivalent*. Even though the amounts of each ingredient within a single, double, or triple batch are not the same, they would make fizzy juice that tastes the same.