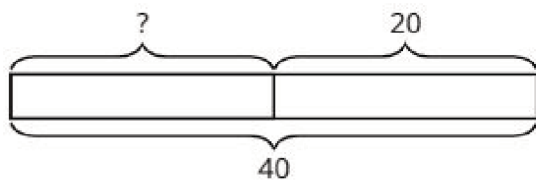


Math Stories Stage 5

A



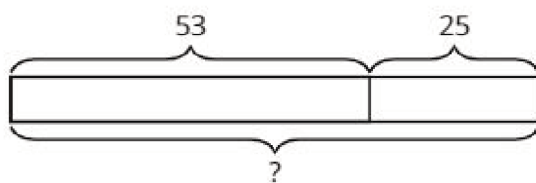
Math Stories Stage 5

B



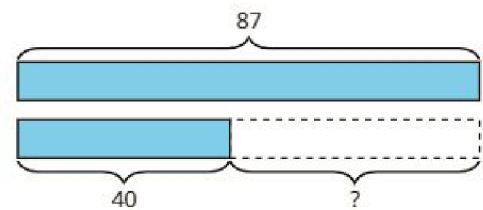
Math Stories Stage 5

C



Math Stories Stage 5

D



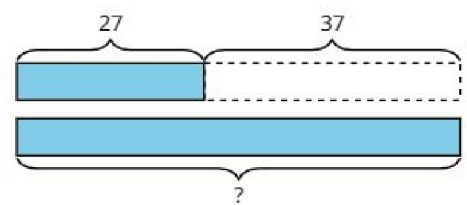
Math Stories Stage 5

E



Math Stories Stage 5

F



Math Stories Stage 5

G



Math Stories Stage 5

H



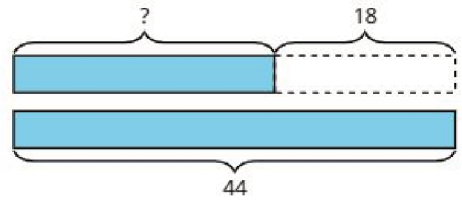
Math Stories Stage 5

I



Math Stories Stage 5

J



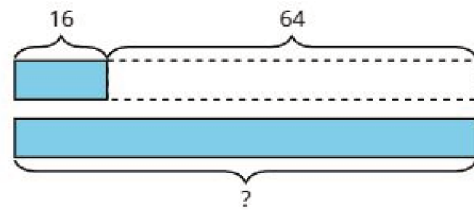
Math Stories Stage 5

K



Math Stories Stage 5

L



## Directions:

- Partner A:
  - Pick a card without showing your partner.
  - Tell your partner a story problem that matches the tape diagram on the card.
- Partner B: Solve the problem. Draw a tape diagram that matches the story.
- Check to see if the tape diagrams are the same.
- Take turns.

my tape diagram:

equation: \_\_\_\_\_

my tape diagram:

equation: \_\_\_\_\_

my tape diagram:

equation: \_\_\_\_\_

my tape diagram:

equation: \_\_\_\_\_