



Name the Parts

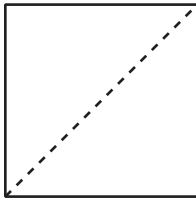
Let's name parts of a whole.

Warm-up

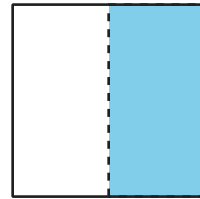
Which Three Go Together: Shapes with Parts

Which 3 go together?

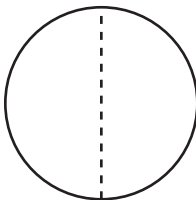
A



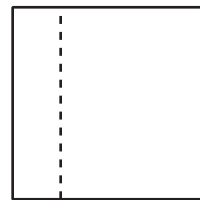
B



C



D



Activity 1

Card Sort: Partitions

Your teacher will give you a set of cards that show some shapes that are partitioned, or divided into parts.

Sort the cards into categories in a way that makes sense to you. Be ready to explain the meaning of your categories.

Activity 2

Fold and Name

Fold each rectangle your teacher gives you into 3, 6, 4, or 8 equal parts. Draw lines where you folded to partition the rectangles. Be prepared to share how you folded your shapes.

