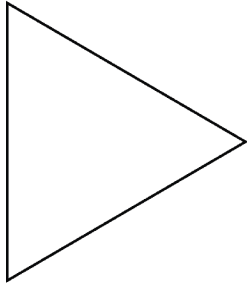




Flat Shape Cards Grade 1
A



Flat Shape Cards Grade 1
B



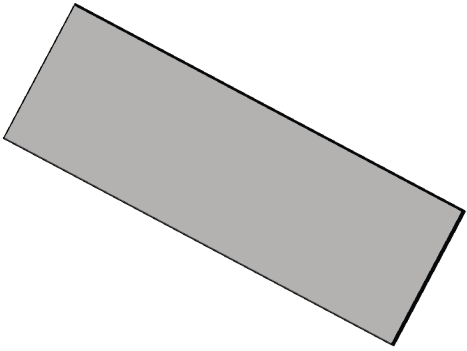
Flat Shape Cards Grade 1
C



Flat Shape Cards Grade 1
D



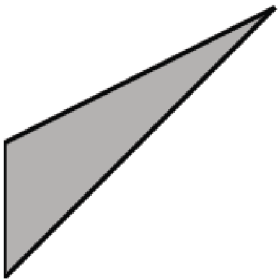
Flat Shape Cards Grade 1
E



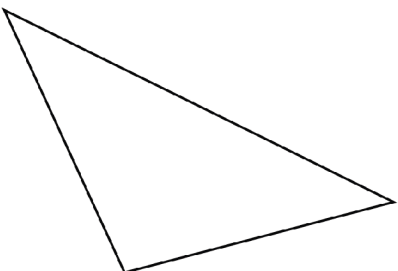
Flat Shape Cards Grade 1
F




Flat Shape Cards Grade 1
G




Flat Shape Cards Grade 1
H



I
Flat Shape Cards Grade 1




J
Flat Shape Cards Grade 1



K
Flat Shape Cards Grade 1



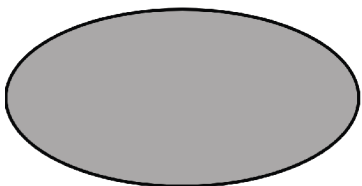
L
Flat Shape Cards Grade 1




M
Flat Shape Cards Grade 1



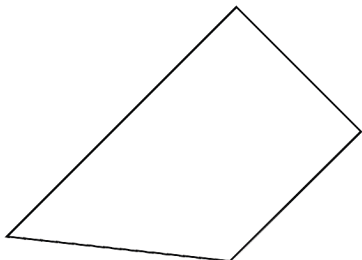
N
Flat Shape Cards Grade 1



O
Flat Shape Cards Grade 1



P
Flat Shape Cards Grade 1



Q Flat Shape Cards Grade 1



R Flat Shape Cards Grade 1



S Flat Shape Cards Grade 1



T Flat Shape Cards Grade 1



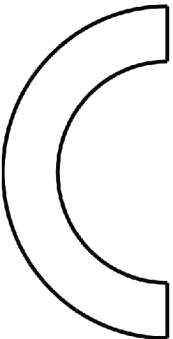
U Flat Shape Cards Grade 1



V Flat Shape Cards Grade 1




W Flat Shape Cards Grade 1

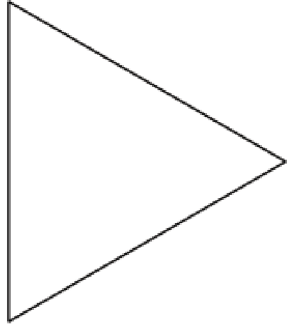


X Flat Shape Cards Grade 1

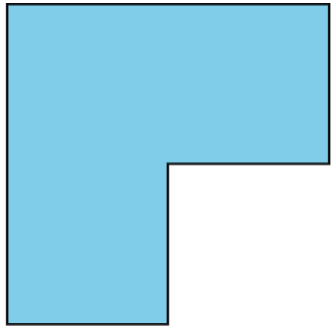




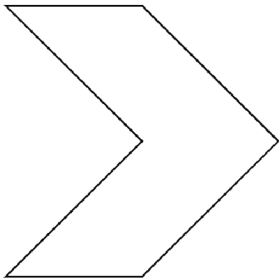
Shape Cards Grade 2
A




Shape Cards Grade 2
B



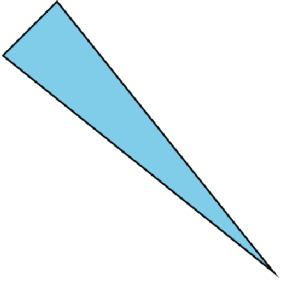
Shape Cards Grade 2
C



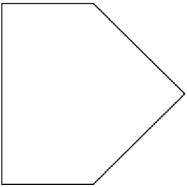
Shape Cards Grade 2
D



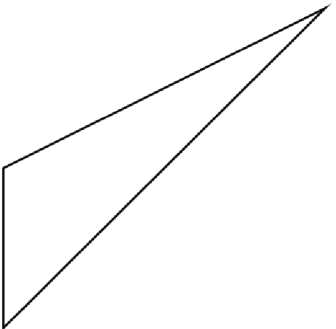
Shape Cards Grade 2
E



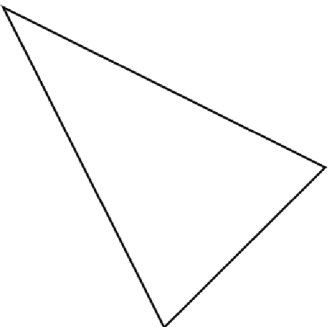
Shape Cards Grade 2
F



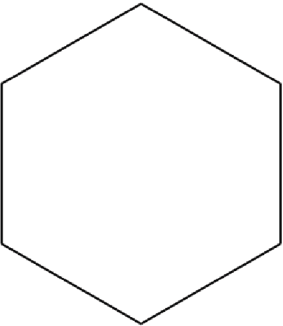
Shape Cards Grade 2
G




Shape Cards Grade 2
H




I
Shape Cards Grade 2



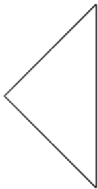
J
Shape Cards Grade 2




K
Shape Cards Grade 2



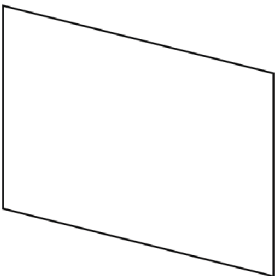
L
Shape Cards Grade 2



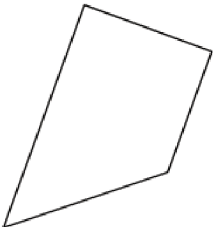
M
Shape Cards Grade 2



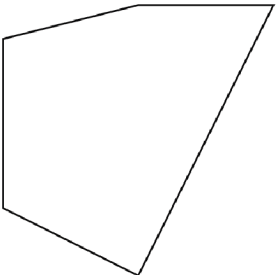
N
Shape Cards Grade 2




O
Shape Cards Grade 2



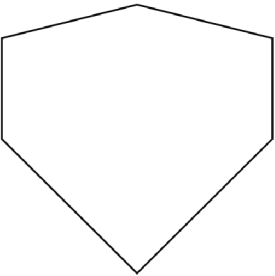
P
Shape Cards Grade 2



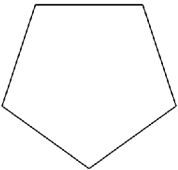
Q
Shape Cards Grade 2



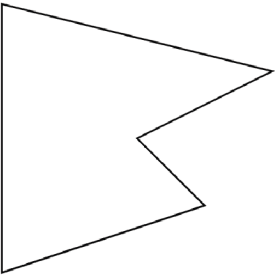
R
Shape Cards Grade 2



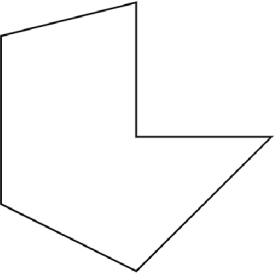
S
Shape Cards Grade 2



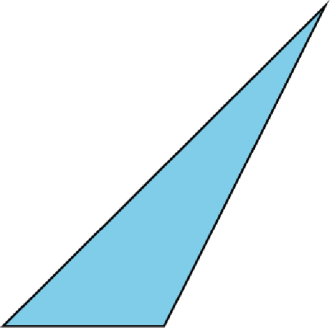
T
Shape Cards Grade 2



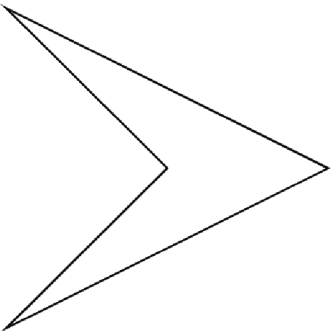
U
Shape Cards Grade 2




V
Shape Cards Grade 2



W
Shape Cards Grade 2



X
Shape Cards Grade 2



Directions:


- Lay 6 cards faceup so all players can see.
 - On your turn:
 - Choose 2 cards with a common attribute.
 - Show the cards to the group without saying the common attribute.
 - Each player:
 - Draw a different shape that shares an attribute with the 2 chosen shapes.
 - Take turns sharing your drawn shape and the common attribute.
 - Earn 1 point if you draw a shape no other player drew.
-

Directions:

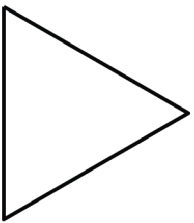
- Lay 6 cards faceup so all players can see.
 - On your turn:
 - Choose 2 cards with a common attribute.
 - Show the cards to the group without saying the common attribute.
 - Each player:
 - Draw a different shape that shares an attribute with the 2 chosen shapes.
 - Take turns sharing your drawn shape and the common attribute.
 - Earn 1 point if you draw a shape no other player drew.
-

Directions:

- Lay 6 cards faceup so all players can see.
- On your turn:
 - Choose 2 cards with a common attribute.
 - Show the cards to the group without saying the common attribute.
- Each player:
 - Draw a different shape that shares an attribute with the 2 chosen shapes.
 - Take turns sharing your drawn shape and the common attribute.
 - Earn 1 point if you draw a shape no other player drew.



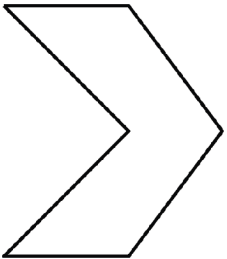
A
Shape Cards Grade 3




B
Shape Cards Grade 3




C
Shape Cards Grade 3



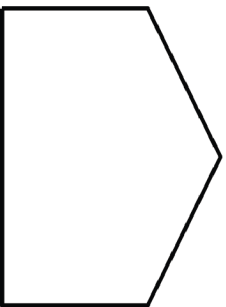
D
Shape Cards Grade 3



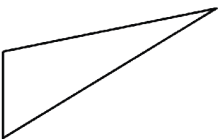
E
Shape Cards Grade 3



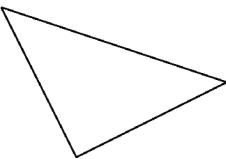
F
Shape Cards Grade 3



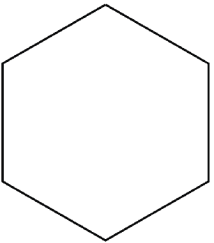
G
Shape Cards Grade 3




H
Shape Cards Grade 3



I
Shape Cards Grade 3



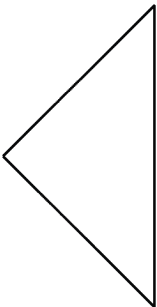
J
Shape Cards Grade 3




K
Shape Cards Grade 3




L
Shape Cards Grade 3



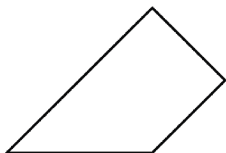
M
Shape Cards Grade 3



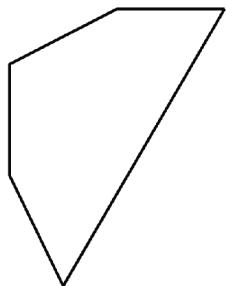
N
Shape Cards Grade 3




O
Shape Cards Grade 3



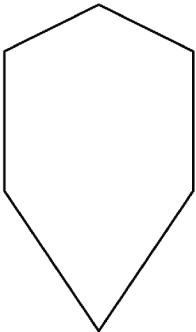
P
Shape Cards Grade 3



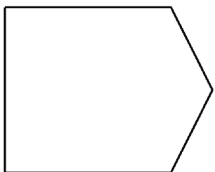
Q
Shape Cards Grade 3



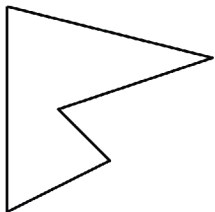
R
Shape Cards Grade 3



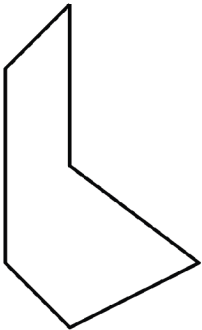
S
Shape Cards Grade 3



T
Shape Cards Grade 3



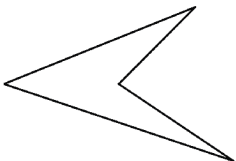
U
Shape Cards Grade 3




V
Shape Cards Grade 3




W
Shape Cards Grade 3



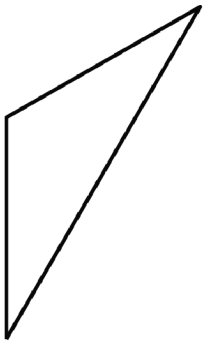
X
Shape Cards Grade 3



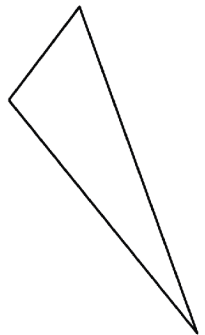
A
Triangle Cards Grade 3



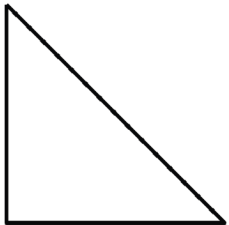
B
Triangle Cards Grade 3



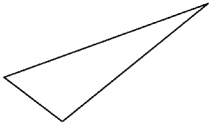
C
Triangle Cards Grade 3



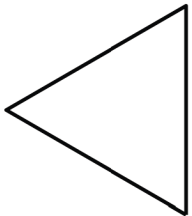
D
Triangle Cards Grade 3



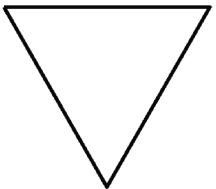
E
Triangle Cards Grade 3



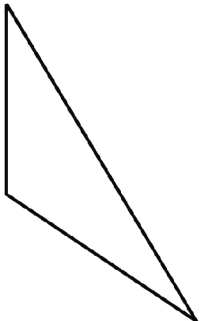
F
Triangle Cards Grade 3



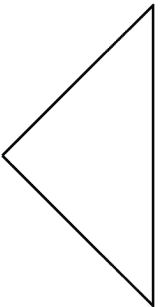
G
Triangle Cards Grade 3



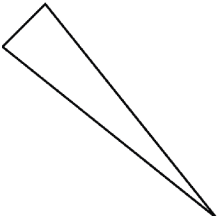
H
Triangle Cards Grade 3



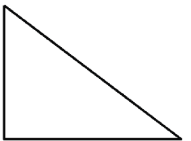
I
Triangle Cards Grade 3



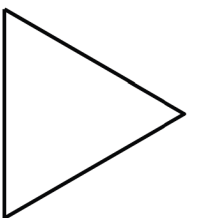
J
Triangle Cards Grade 3




K
Triangle Cards Grade 3




L
Triangle Cards Grade 3



M
Quadrilateral Cards Grade 3



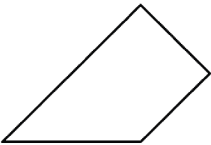
N
Quadrilateral Cards Grade 3



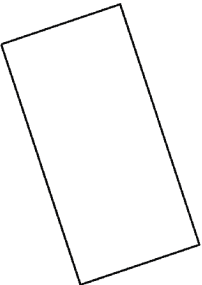
O
Quadrilateral Cards Grade 3



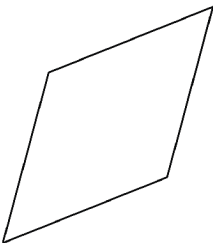
P
Quadrilateral Cards Grade 3



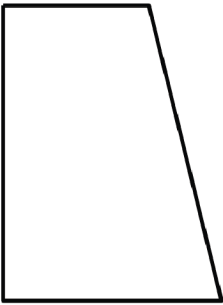
Q
Quadrilateral Cards Grade 3



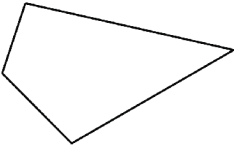
R
Quadrilateral Cards Grade 3




S
Quadrilateral Cards Grade 3




T
Quadrilateral Cards Grade 3



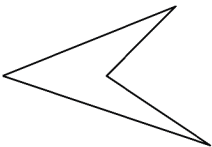
U
Quadrilateral Cards Grade 3




V
Quadrilateral Cards Grade 3




W
Quadrilateral Cards Grade 3



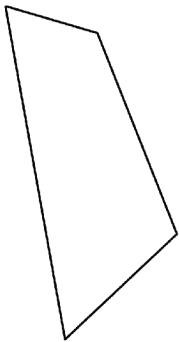
X
Quadrilateral Cards Grade 3



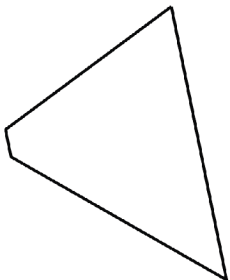
Y
Quadrilateral Cards Grade 3




Z
Quadrilateral Cards Grade 3




AA
Quadrilateral Cards Grade 3



BB
Quadrilateral Cards Grade 3



CC
Quadrilateral Cards Grade 3



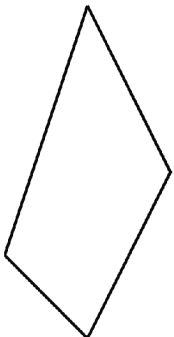
DD
Quadrilateral Cards Grade 3



EE
Quadrilateral Cards Grade 3



FF
Quadrilateral Cards Grade 3



Directions:

- Lay 6 cards faceup so all players can see.
 - On your turn:
 - Choose 2 cards with a common attribute.
 - Show the cards to the group without saying the common attribute.
 - Each player:
 - Draw a different shape that shares an attribute with the 2 chosen shapes.
 - Take turns sharing your drawn shape and the common attribute.
 - Earn 1 point if you draw a shape no other player drew.
-

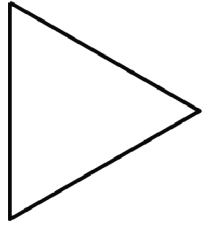
Directions:

- Lay 6 cards faceup so all players can see.
 - On your turn:
 - Choose 2 cards with a common attribute.
 - Show the cards to the group without saying the common attribute.
 - Each player:
 - Draw a different shape that shares an attribute with the 2 chosen shapes.
 - Take turns sharing your drawn shape and the common attribute.
 - Earn 1 point if you draw a shape no other player drew.
-

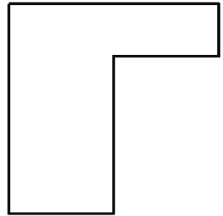
Directions:

- Lay 6 cards faceup so all players can see.
- On your turn:
 - Choose 2 cards with a common attribute.
 - Show the cards to the group without saying the common attribute.
- Each player:
 - Draw a different shape that shares an attribute with the 2 chosen shapes.
 - Take turns sharing your drawn shape and the common attribute.
 - Earn 1 point if you draw a shape no other player drew.

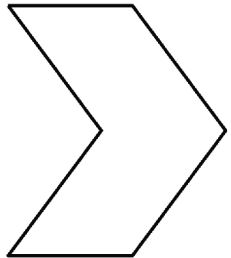
A
Shape Cards Grade 4




B
Shape Cards Grade 4



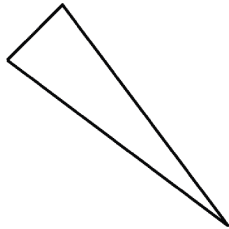
C
Shape Cards Grade 4



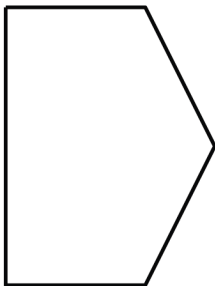
D
Shape Cards Grade 4



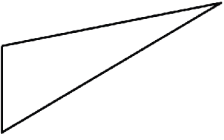
E
Shape Cards Grade 4



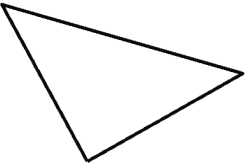
F
Shape Cards Grade 4



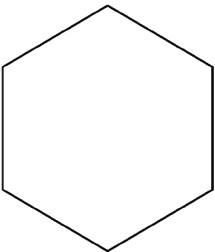
G
Shape Cards Grade 4



H
Shape Cards Grade 4



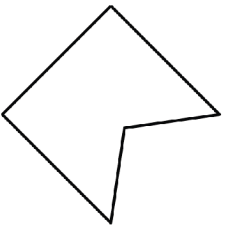
I
Shape Cards Grade 4



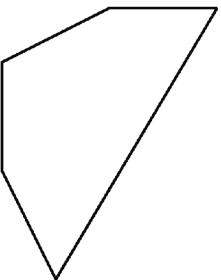
J
Shape Cards Grade 4




M
Shape Cards Grade 4




P
Shape Cards Grade 4



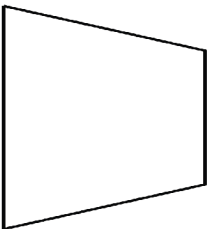
K
Shape Cards Grade 4



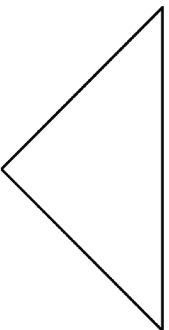
N
Shape Cards Grade 4



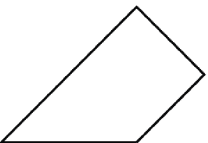
Q
Shape Cards Grade 4



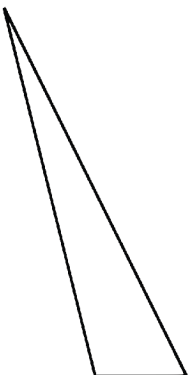
L
Shape Cards Grade 4



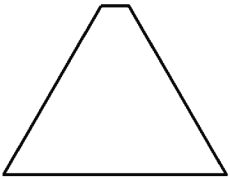
O
Shape Cards Grade 4




R
Shape Cards Grade 4



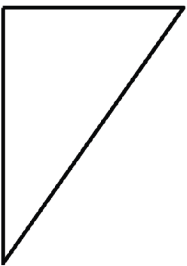
S
Shape Cards Grade 4



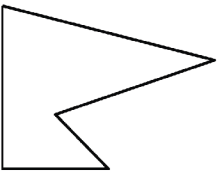
V
Shape Cards Grade 4



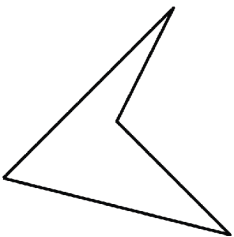
Y
Shape Cards Grade 4



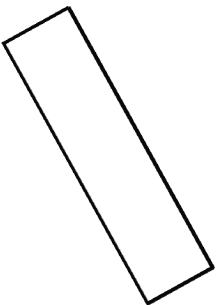
T
Shape Cards Grade 4



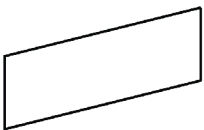
W
Shape Cards Grade 4



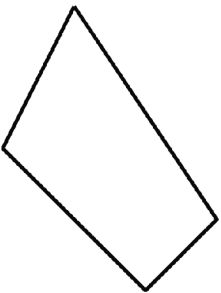
Z
Shape Cards Grade 4




U
Shape Cards Grade 4



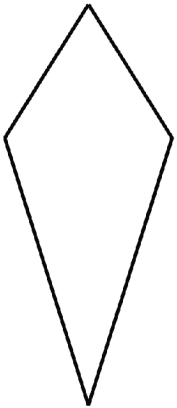
X
Shape Cards Grade 4



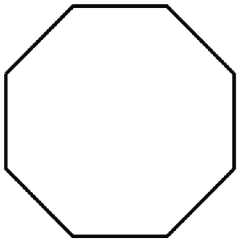
AA
Shape Cards Grade 4




Shape Cards Grade 4
BB



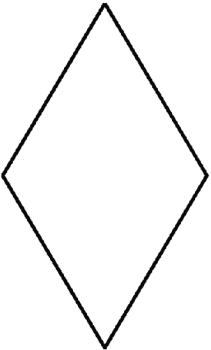
Shape Cards Grade 4
CC



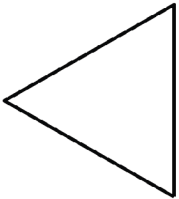
Shape Cards Grade 4
DD



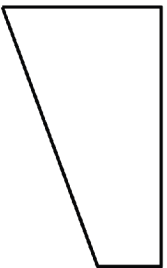
Shape Cards Grade 4
EE



Shape Cards Grade 4
FF



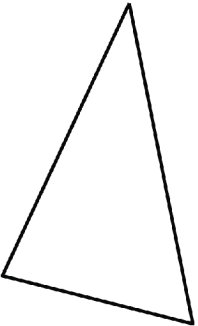
Shape Cards Grade 4
GG



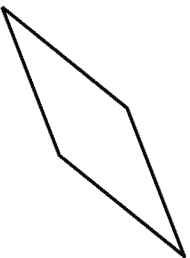
Shape Cards Grade 4
HH



Shape Cards Grade 4
II



Shape Cards Grade 4
JJ



Directions:

- Place 6 cards faceup.
 - On your turn:
 - Choose 2 cards with a common attribute.
 - Show the cards to the group without saying the common attribute.
 - Each player:
 - Write an attribute that is shared by the 2 chosen shapes.
 - Take turns sharing the common attribute.
 - Earn 1 point if you name a common attribute no other player wrote.
 - The player with the most points wins the game.
-

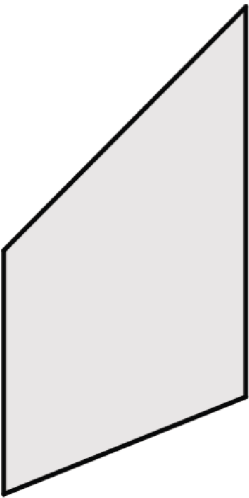
Directions:

- Place 6 cards faceup.
 - On your turn:
 - Choose 2 cards with a common attribute.
 - Show the cards to the group without saying the common attribute.
 - Each player:
 - Write an attribute that is shared by the 2 chosen shapes.
 - Take turns sharing the common attribute.
 - Earn 1 point if you name a common attribute no other player wrote.
 - The player with the most points wins the game.
-

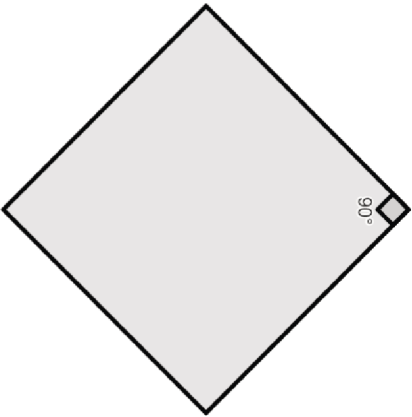
Directions:

- Place 6 cards faceup.
- On your turn:
 - Choose 2 cards with a common attribute.
 - Show the cards to the group without saying the common attribute.
- Each player:
 - Write an attribute that is shared by the 2 chosen shapes.
 - Take turns sharing the common attribute.
 - Earn 1 point if you name a common attribute no other player wrote.
- The player with the most points wins the game.

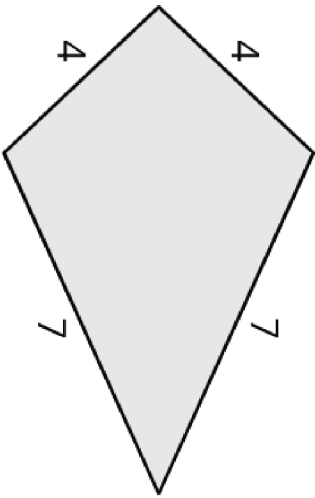
Quadrilateral Cards Grade 5



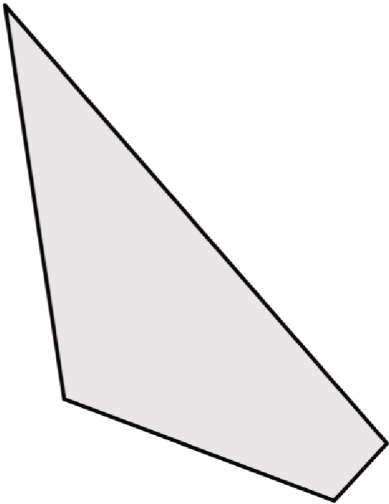
Quadrilateral Cards Grade 5



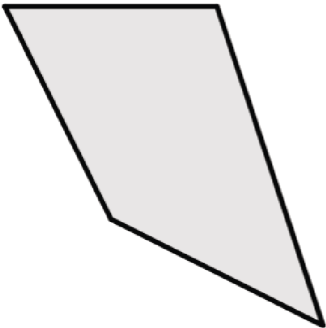
Quadrilateral Cards Grade 5



Quadrilateral Cards Grade 5



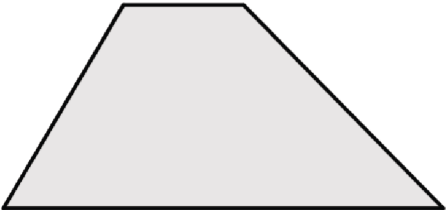
Quadrilateral Cards Grade 5



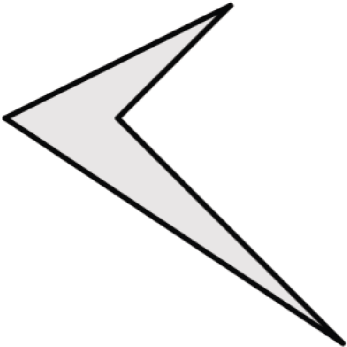
Quadrilateral Cards Grade 5



Quadrilateral Cards Grade 5



Quadrilateral Cards Grade 5



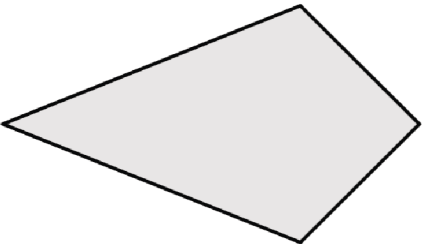
Quadrilateral Cards Grade 5



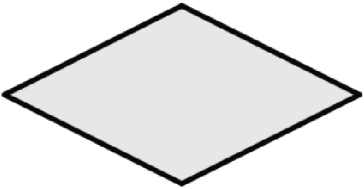
Quadrilateral Cards Grade 5




Quadrilateral Cards Grade 5



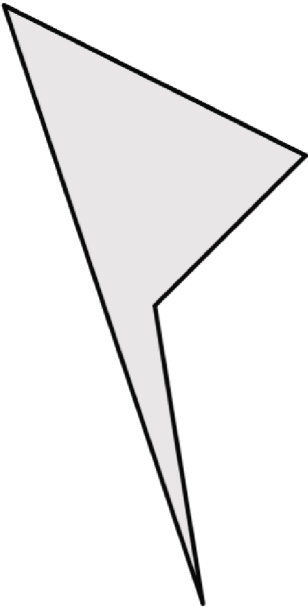
Quadrilateral Cards Grade 5



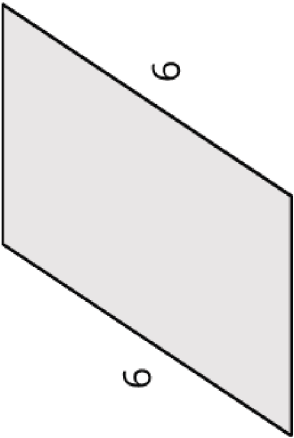
Quadrilateral Cards Grade 5



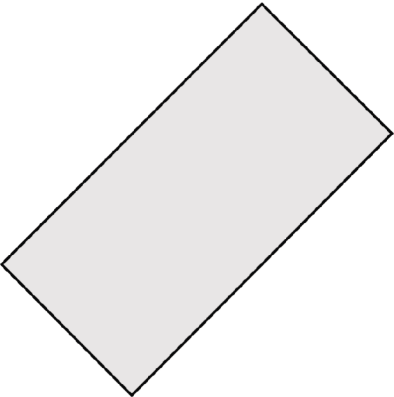
Quadrilateral Cards Grade 5



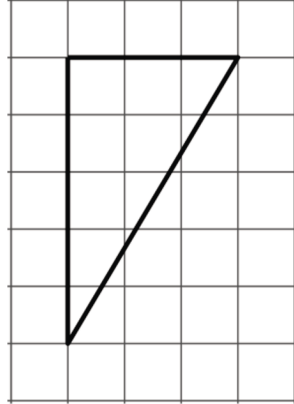
Quadrilateral Cards Grade 5



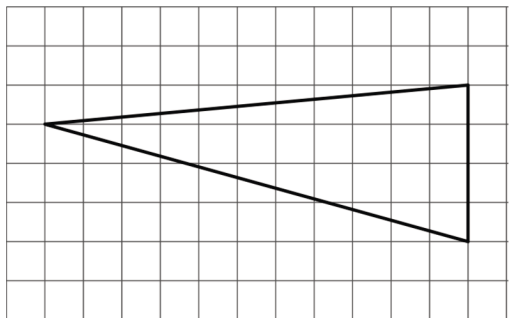
Quadrilateral Cards Grade 5



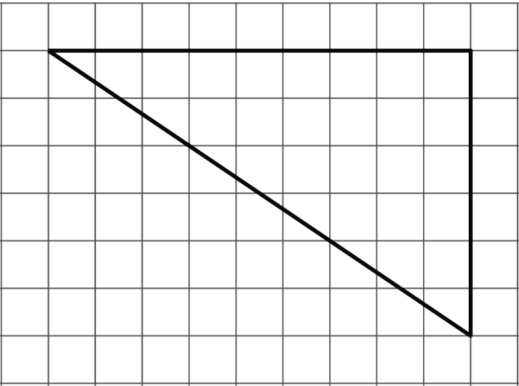
Triangle Cards Grade 5
A



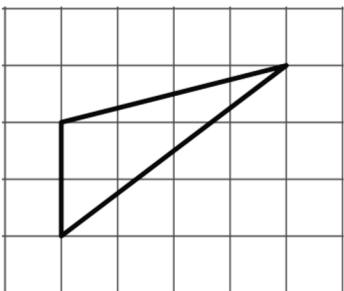
Triangle Cards Grade 5
B



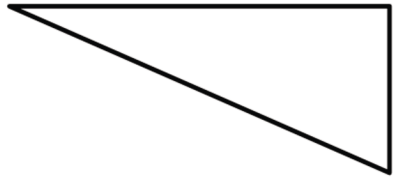
Triangle Cards Grade 5
C



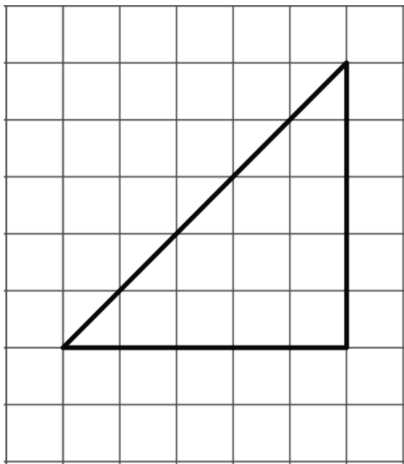
Triangle Cards Grade 5
D



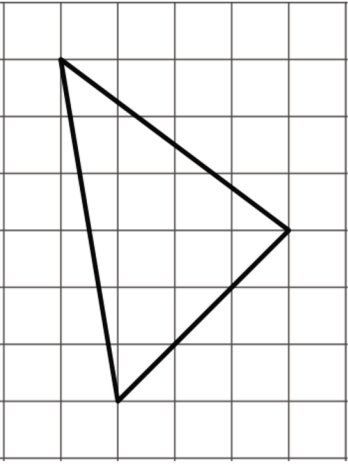
Triangle Cards Grade 5
E



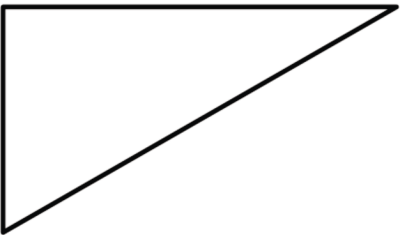
Triangle Cards Grade 5
F



Triangle Cards Grade 5
G

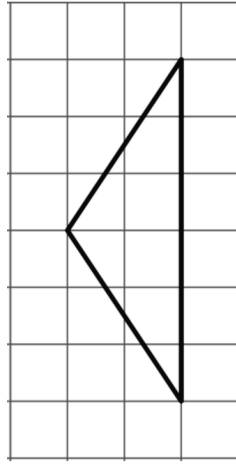


Triangle Cards Grade 5
H



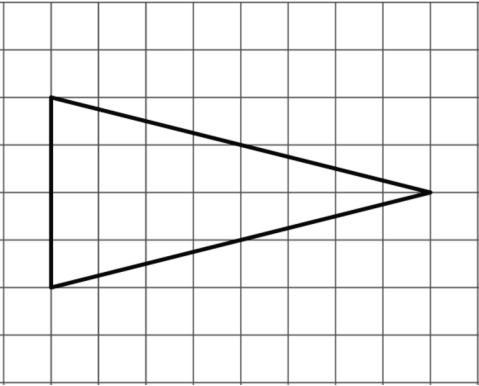
Triangle Cards Grade 5

I



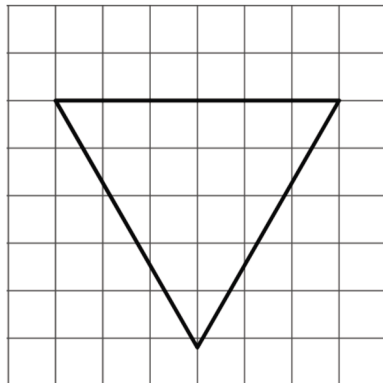
Triangle Cards Grade 5

K



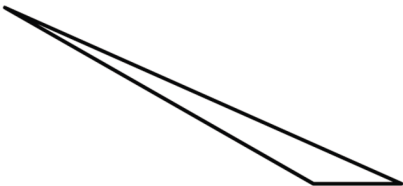
Triangle Cards Grade 5

J



Triangle Cards Grade 5

L



Directions:

- Place 6 cards faceup.
 - On your turn:
 - Choose 2 cards with a common attribute.
 - Show the cards to the group without saying the common attribute.
 - Each player:
 - Write an attribute that is shared by the 2 chosen shapes.
 - Take turns sharing the common attribute.
 - Earn 1 point if you name a common attribute no other player wrote.
 - The player with the most points wins the game.
-

Directions:

- Place 6 cards faceup.
 - On your turn:
 - Choose 2 cards with a common attribute.
 - Show the cards to the group without saying the common attribute.
 - Each player:
 - Write an attribute that is shared by the 2 chosen shapes.
 - Take turns sharing the common attribute.
 - Earn 1 point if you name a common attribute no other player wrote.
 - The player with the most points wins the game.
-

Directions:

- Place 6 cards faceup.
- On your turn:
 - Choose 2 cards with a common attribute.
 - Show the cards to the group without saying the common attribute.
- Each player:
 - Write an attribute that is shared by the 2 chosen shapes.
 - Take turns sharing the common attribute.
 - Earn 1 point if you name a common attribute no other player wrote.
- The player with the most points wins the game.