



These images are examples of what to display for the *Questions about Us* routines in Section B. In order to create a display that will be visible to the whole class, print and cut out enough 5-frames so that there is a square for each student in the class. For example, if there are 23 students in the class, cut out four 5-frames and three additional squares. Consider laminating the display and using a dry erase marker. If possible, enlarge these images.

[illegible]


blocks	trains
<div><div></div><div></div><div></div><div></div><div></div><div></div><div></div><div></div></div>	<div><div></div><div></div><div></div><div></div><div></div><div></div><div></div><div></div></div>
<div><div></div><div></div><div></div><div></div><div></div><div></div><div></div><div></div></div>	<div><div></div><div></div><div></div><div></div><div></div><div></div><div></div><div></div></div>
<div><div></div><div></div><div></div><div></div><div></div><div></div><div></div><div></div></div>	<div><div></div><div></div><div></div><div></div><div></div><div></div><div></div><div></div></div>
<div><div></div><div></div><div></div><div></div><div></div><div></div><div></div><div></div></div>	<div><div></div><div></div><div></div><div></div><div></div><div></div><div></div><div></div></div>
<div><div></div><div></div><div></div><div></div><div></div><div></div><div></div><div></div></div>	<div><div></div><div></div><div></div><div></div><div></div><div></div><div></div><div></div></div>

slide	<div><div></div><div></div><div></div><div></div></div>	<div><div></div><div></div><div></div><div></div></div>	<div><div></div><div></div><div></div><div></div></div>	<div><div></div><div></div><div></div><div></div></div>
swings	<div><div></div><div></div><div></div><div></div></div>	<div><div></div><div></div><div></div><div></div></div>	<div><div></div><div></div><div></div><div></div></div>	<div><div></div><div></div><div></div><div></div></div>

[illegible]


Fewer, Same, More Stages 2 and 3



Fewer, Same, More Stages 2 and 3



Fewer, Same, More Stages 2 and 3



Fewer, Same, More Stages 2 and 3



Fewer, Same, More Stages 2 and 3



Fewer, Same, More Stages 2 and 3



Fewer, Same, More Stages 2 and 3



Fewer, Same, More Stages 2 and 3





Fewer, Same, More Stages 2 and 3



Fewer, Same, More Stages 2 and 3



Fewer, Same, More Stages 2 and 3



Fewer, Same, More Stages 2 and 3



Fewer, Same, More Stages 2 and 3



Fewer, Same, More Stages 2 and 3




Fewer, Same, More Stages 2 and 3



Fewer, Same, More Stages 2 and 3



Fewer, Same, More Stages 2 and 3



Fewer, Same, More Stages 2 and 3



Fewer, Same, More Stages 2 and 3



Fewer, Same, More Stages 2 and 3



Fewer, Same, More Stages 2 and 3



Fewer, Same, More Stages 2 and 3




Fewer, Same, More Stages 2 and 3




Fewer, Same, More Stages 2 and 3




Fewer, Same, More Stages 2 and 3



Fewer, Same, More Stages 2 and 3




Fewer, Same, More Stages 2 and 3



Fewer, Same, More Stages 2 and 3



Fewer, Same, More Stages 2 and 3



Fewer, Same, More Stages 2 and 3

