Unidad 4, Lección 7

La suma y la resta en la recta numérica

Emparejemos ecuaciones con rectas numéricas.

Calentamiento

Observa y pregúntate: Saltos en la recta numérica

¿Qué observas? ¿Qué te preguntas?

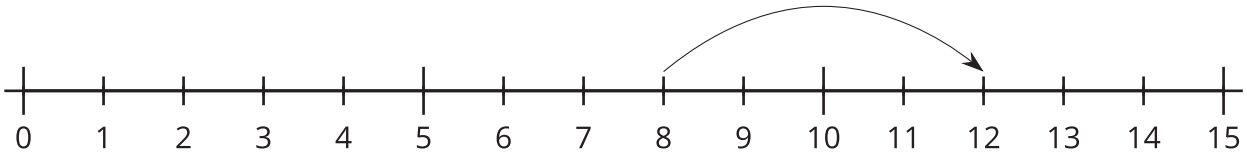

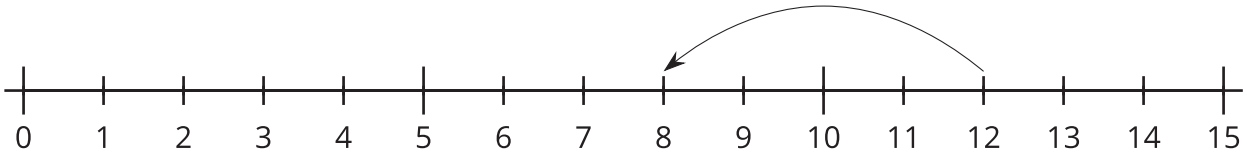

Actividad 1

Sumar y restar

Marca la ecuación que cada recta numérica representa.

1.

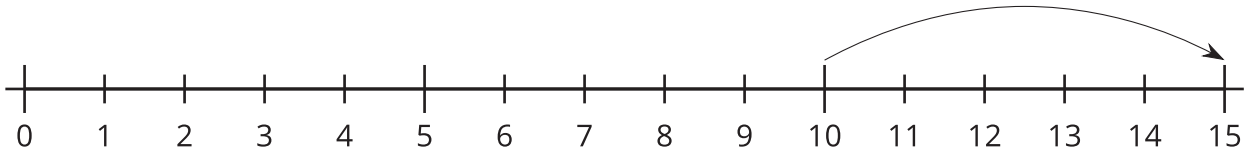

$10 + 5 = 15$ $\qquad$ $15 - 5 = 10$

2.

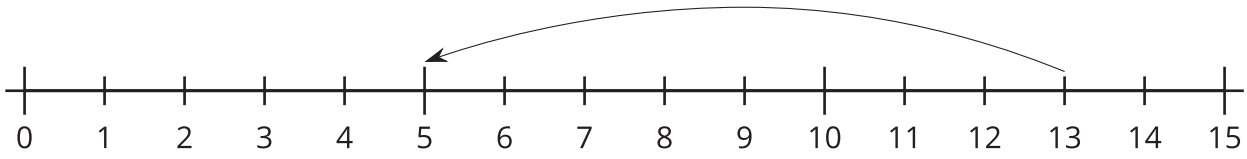

$8 + 5 = 13$ $\qquad$ $13 - 8 = 5$

3.

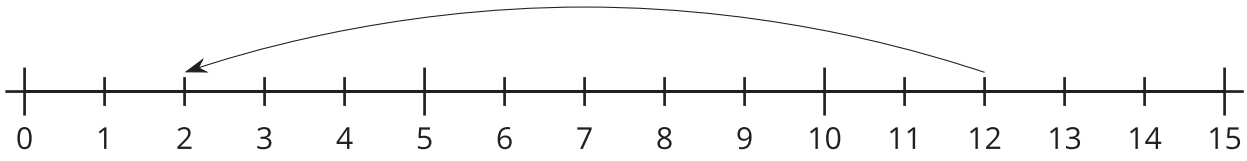

$12 - 2 = 10$ $\qquad$ $12 - 10 = 2$

4. a.

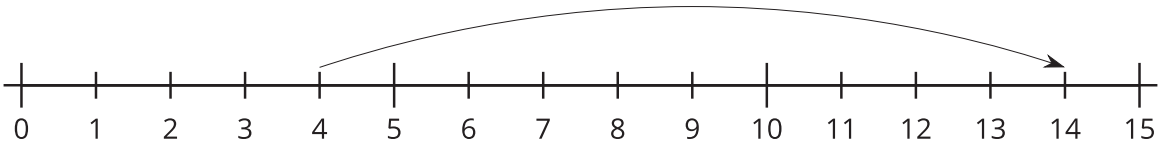

$4 + 10 = 14$ $10 + 4 = 14$

b. ¿Por qué la otra ecuación no le corresponde a la recta numérica? Explica cómo razonaste.

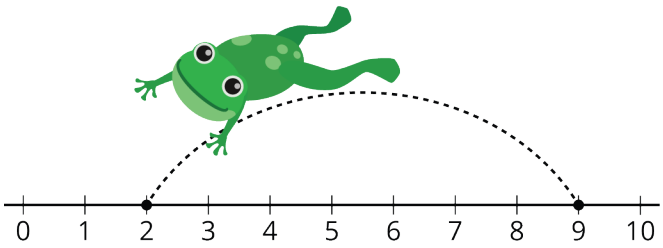

Actividad 2

Rectas numéricas y ecuaciones

1. Recorta las ecuaciones.
2. Pega cada ecuación al lado de la recta numérica que la representa.
3. Pega la ecuación que no tuvo una pareja. Represéntala en la recta numérica que no tiene saltos.

a.

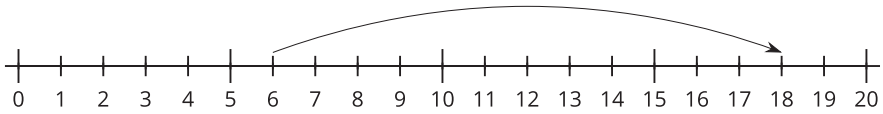

b.

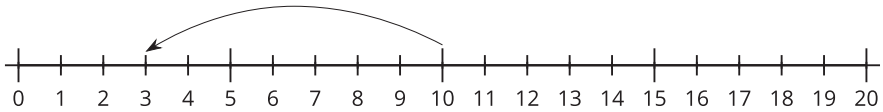

c.

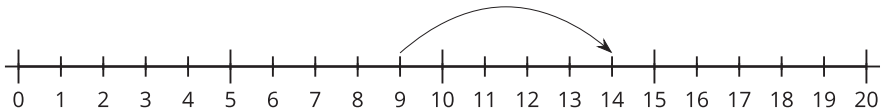

d.

e.

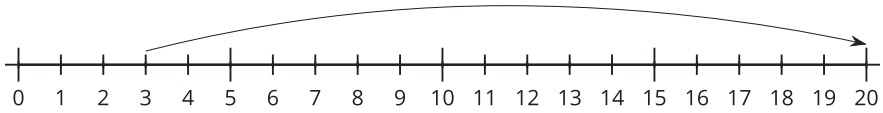

f.

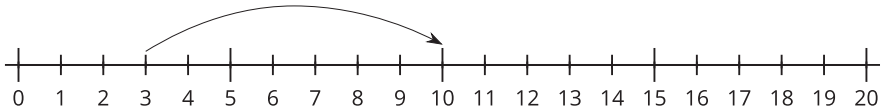

g.

h.

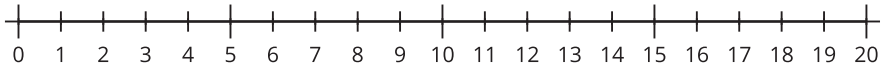

3 + 7 = 10	10 – 7 = 3	12 + 6 = 18	6 + 12 = 18
14 – 5 = 9	9 + 5 = 14	20 – 3 = 17	3 + 17 = 20