

Invisible Triangles: Similarity, Spanish

Transformador

Escucha a tu compañero para saber qué partes de los triángulos son correspondientes. Luego, dale las instrucciones para llevar un triángulo al otro.

Posibles instrucciones:

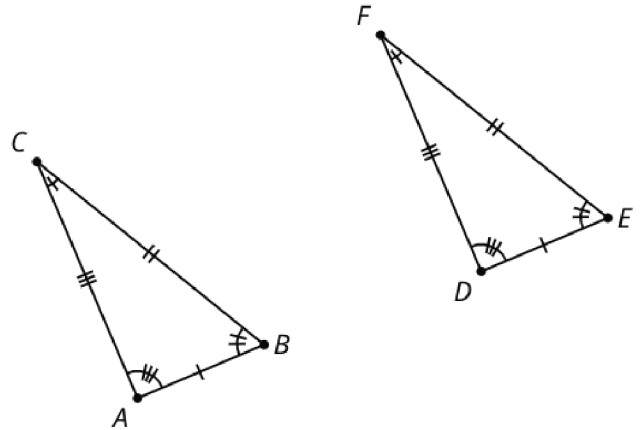
- Traslada _____ de _____ a _____.
- Rota _____ usando _____ como centro y _____ como ángulo.
- Rota usando _____ como centro de manera que _____ coincida con _____.
- Refleja _____ con respecto a _____.
- Refleja _____ con respecto a la mediatriz de _____.

Invisible Triangles: Similarity, Spanish

Tarjeta A

Dile al transformador qué partes son correspondientes.

$$\frac{AB}{DE} = \frac{AC}{DF} = \frac{BC}{EF}$$

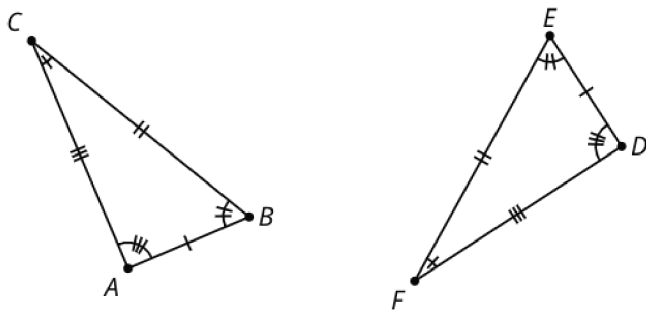


Invisible Triangles: Similarity, Spanish

Tarjeta B

Dile al transformador qué partes son correspondientes.

$$\frac{AB}{DE} = \frac{AC}{DF} = \frac{BC}{EF}$$

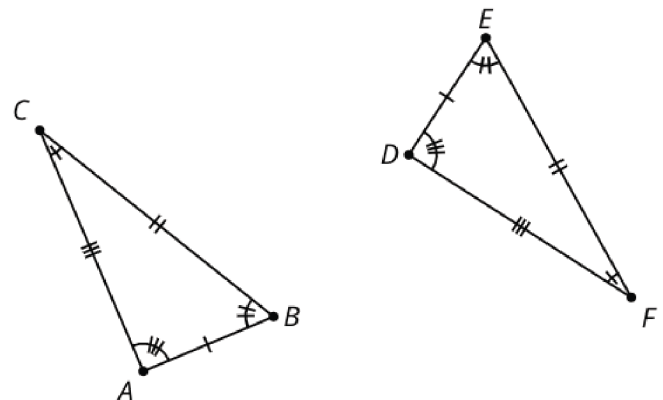


Invisible Triangles: Similarity, Spanish

Tarjeta C

Dile al transformador qué partes son correspondientes..

$$\frac{AB}{DE} = \frac{AC}{DF} = \frac{BC}{EF}$$



Proving the Triangle Congruence Theorems

Sentence Frames for Proofs

Transformations:

- Translate _____ from _____ to _____.
- Rotate _____ using _____ as the center by angle _____.
- Rotate _____ using _____ as the center so that _____ coincides with _____.
- Reflect _____ across _____.
- Reflect _____ across the perpendicular bisector of _____.
- Segments _____ and _____ are the same length so they are congruent. Therefore, there is a rigid motion that takes _____ to _____. Apply that rigid motion to _____.

Justifications:

- We know the image of _____ is congruent to _____ because rigid motions preserve measure.
- Points _____ and _____ coincide after translating because we defined our translation that way!
- Since points _____ and _____ are the same distance along the same ray from _____ they have to be in the same place.
- Rays _____ and _____ coincide after rotating because we defined our rotation that way!
- The image of _____ must be on ray _____ since both _____ and _____ are on the same side of _____ and make the same angle with it at _____.
- Points _____ and _____ coincide because they are both at the intersection of the same lines, and 2 distinct lines can only intersect in 1 place.
- _____ is the perpendicular bisector of the segment connecting _____ and _____, because the perpendicular bisector is determined by 2 points that are both equidistant from the endpoints of a segment.

Conclusion statement:

- We have shown that a rigid motion takes _____ to _____, _____ to _____, and _____ to _____, therefore triangle _____ is congruent to triangle _____.