



Flat Shape Cards Grade 1  
A



Flat Shape Cards Grade 1  
B



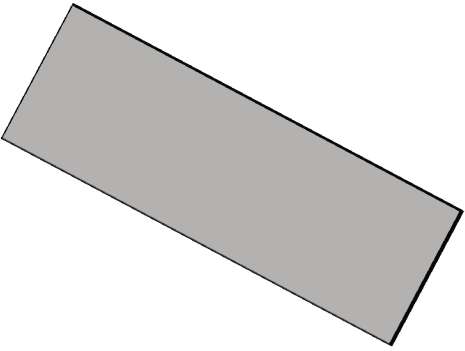
Flat Shape Cards Grade 1  
C




Flat Shape Cards Grade 1  
D



Flat Shape Cards Grade 1  
E



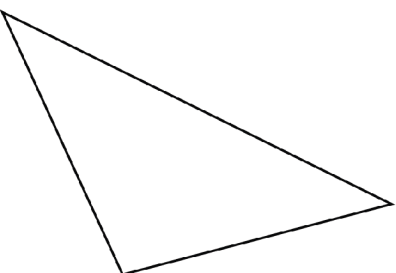
Flat Shape Cards Grade 1  
F



Flat Shape Cards Grade 1  
G



Flat Shape Cards Grade 1  
H



I  
Flat Shape Cards Grade 1




J  
Flat Shape Cards Grade 1



K  
Flat Shape Cards Grade 1



L  
Flat Shape Cards Grade 1




M  
Flat Shape Cards Grade 1



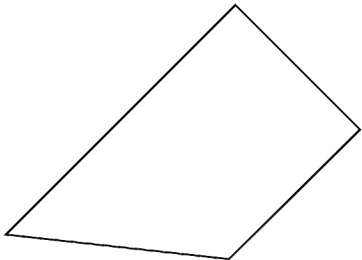
N  
Flat Shape Cards Grade 1




O  
Flat Shape Cards Grade 1



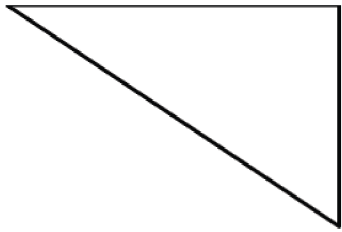
P  
Flat Shape Cards Grade 1



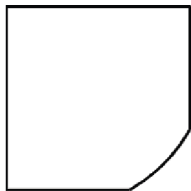
Q Flat Shape Cards Grade 1



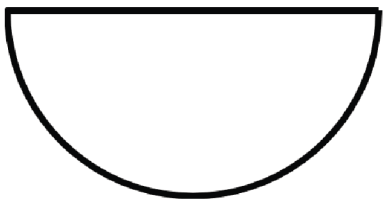
R Flat Shape Cards Grade 1




S Flat Shape Cards Grade 1



T Flat Shape Cards Grade 1



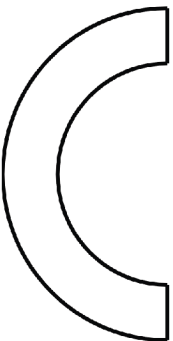
U Flat Shape Cards Grade 1



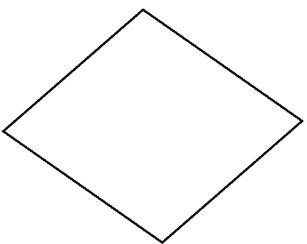
V Flat Shape Cards Grade 1




W Flat Shape Cards Grade 1

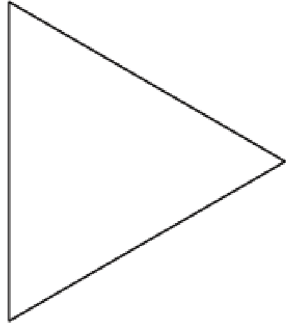


X Flat Shape Cards Grade 1






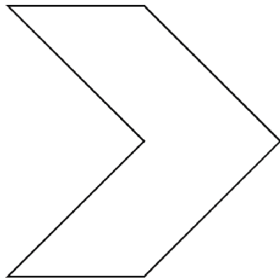
Shape Cards Grade 2  
**A**




Shape Cards Grade 2  
**B**



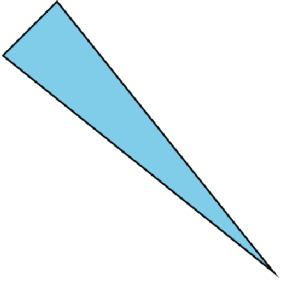
Shape Cards Grade 2  
**C**



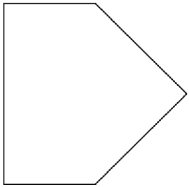
Shape Cards Grade 2  
**D**



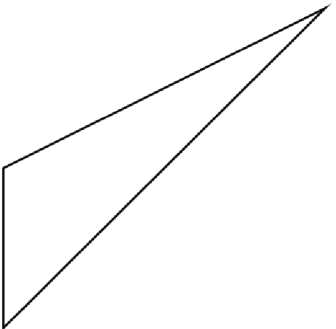
Shape Cards Grade 2  
**E**



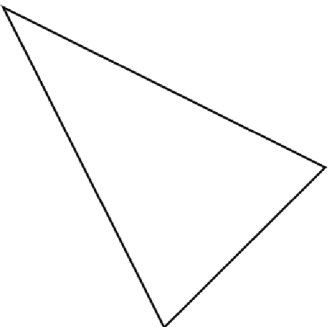
Shape Cards Grade 2  
**F**



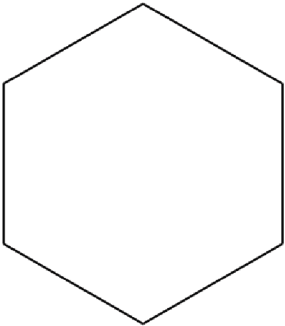
Shape Cards Grade 2  
**G**




Shape Cards Grade 2  
**H**




I  
Shape Cards Grade 2



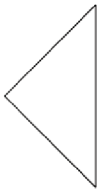
J  
Shape Cards Grade 2




K  
Shape Cards Grade 2



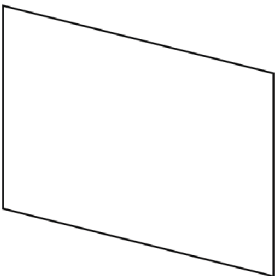
L  
Shape Cards Grade 2



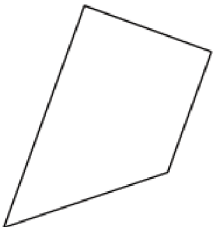
M  
Shape Cards Grade 2



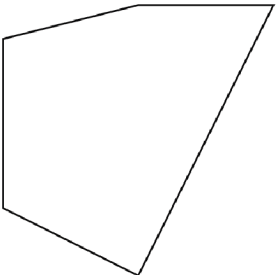
N  
Shape Cards Grade 2




O  
Shape Cards Grade 2



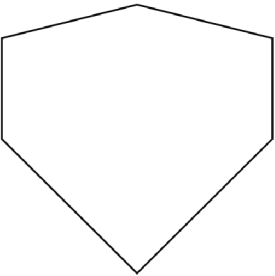
P  
Shape Cards Grade 2



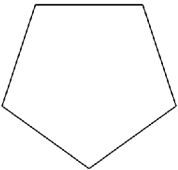
Shape Cards Grade 2  
Q



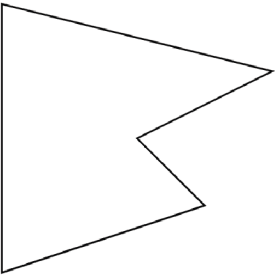
Shape Cards Grade 2  
R



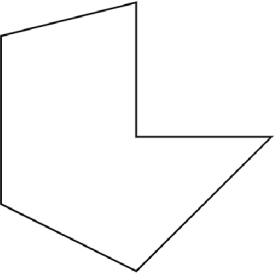
Shape Cards Grade 2  
S



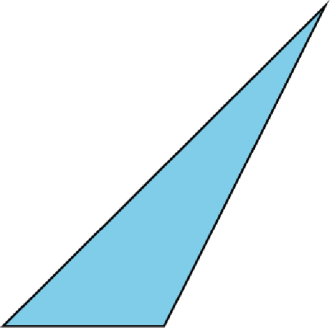
Shape Cards Grade 2  
T



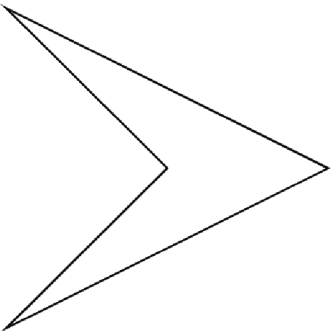
Shape Cards Grade 2  
U




Shape Cards Grade 2  
V



Shape Cards Grade 2  
W



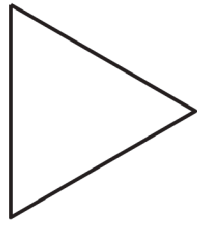
Shape Cards Grade 2  
X







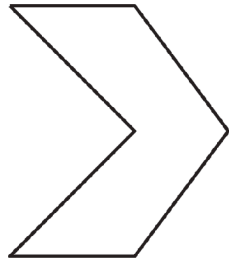
A  
Shape Cards Grade 3




B  
Shape Cards Grade 3



C  
Shape Cards Grade 3



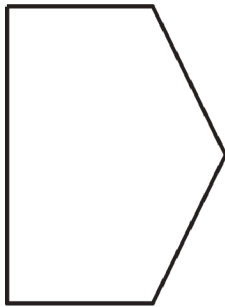
D  
Shape Cards Grade 3



E  
Shape Cards Grade 3



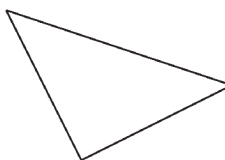
F  
Shape Cards Grade 3



G  
Shape Cards Grade 3



H  
Shape Cards Grade 3



I  
Shape Cards Grade 3



J  
Shape Cards Grade 3




K  
Shape Cards Grade 3



L  
Shape Cards Grade 3



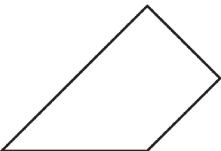
M  
Shape Cards Grade 3



N  
Shape Cards Grade 3



O  
Shape Cards Grade 3



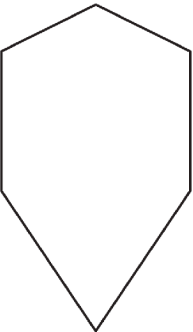
P  
Shape Cards Grade 3



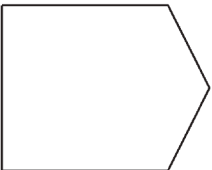
Q  
Shape Cards Grade 3



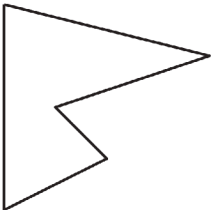
R  
Shape Cards Grade 3



S  
Shape Cards Grade 3



T  
Shape Cards Grade 3



U  
Shape Cards Grade 3




V  
Shape Cards Grade 3



W  
Shape Cards Grade 3



X  
Shape Cards Grade 3



M  
Quadrilateral Cards Grade 3



N  
Quadrilateral Cards Grade 3



O  
Quadrilateral Cards Grade 3



P  
Quadrilateral Cards Grade 3



Q  
Quadrilateral Cards Grade 3



R  
Quadrilateral Cards Grade 3



S  
Quadrilateral Cards Grade 3



T  
Quadrilateral Cards Grade 3



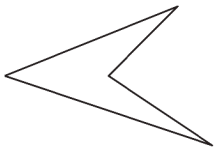
U  
Quadrilateral Cards Grade 3




V  
Quadrilateral Cards Grade 3



W  
Quadrilateral Cards Grade 3



X  
Quadrilateral Cards Grade 3



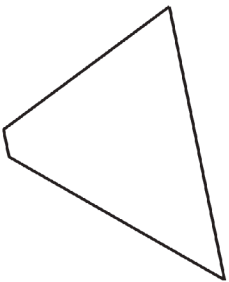
Y  
Quadrilateral Cards Grade 3



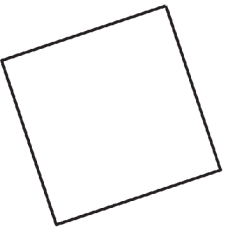
Z  
Quadrilateral Cards Grade 3



AA  
Quadrilateral Cards Grade 3



BB  
Quadrilateral Cards Grade 3



CC  
Quadrilateral Cards Grade 3



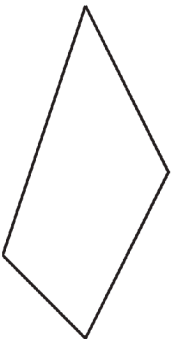
DD  
Quadrilateral Cards Grade 3



EE  
Quadrilateral Cards Grade 3



FF  
Quadrilateral Cards Grade 3



## Directions:


- Partner A: Choose a shape card without showing your partner and describe the shape to your partner.
  - Partner B: Draw the shape based on your partner's description.
  - Compare the shapes. If Partner B drew the shape correctly, they keep the card.
  - Take turns. The partner with the most cards at the end of the game wins.
- 

## Directions:

- Partner A: Choose a shape card without showing your partner and describe the shape to your partner.
  - Partner B: Draw the shape based on your partner's description.
  - Compare the shapes. If Partner B drew the shape correctly, they keep the card.
  - Take turns. The partner with the most cards at the end of the game wins.
- 

## Directions:

- Partner A: Choose a shape card without showing your partner and describe the shape to your partner.
- Partner B: Draw the shape based on your partner's description.
- Compare the shapes. If Partner B drew the shape correctly, they keep the card.
- Take turns. The partner with the most cards at the end of the game wins.



Directions:

- Partner A: Draw a rectangle. Tell your partner either the area or the perimeter of your shape.
- Partner B:
  - Draw the rectangle you think your partner drew.
  - Earn 2 points if your rectangle matches your partner's rectangle.
  - Earn 1 point if it doesn't match but has the correct area or perimeter.
- Take turns. The partner with the higher score at the end of 8 rounds wins.

**Points**

Partner A	Partner B

---

Directions:

- Partner A: Draw a rectangle. Tell your partner either the area or the perimeter of your shape.
- Partner B:
  - Draw the rectangle you think your partner drew.
  - Earn 2 points if your rectangle matches your partner's rectangle.
  - Earn 1 point if it doesn't match but has the correct area or perimeter.
- Take turns. The partner with the higher score at the end of 8 rounds wins.

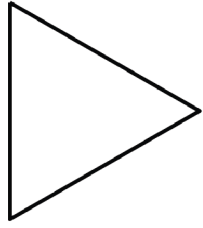
**Points**

Partner A	Partner B

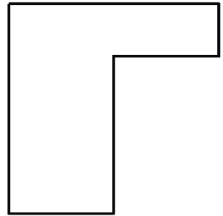




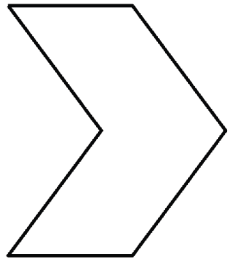
A  
Shape Cards Grade 4




B  
Shape Cards Grade 4



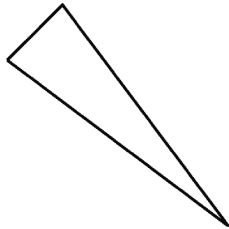
C  
Shape Cards Grade 4



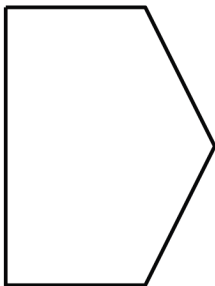
D  
Shape Cards Grade 4



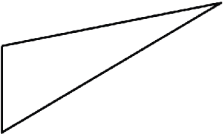
E  
Shape Cards Grade 4



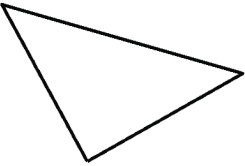
F  
Shape Cards Grade 4



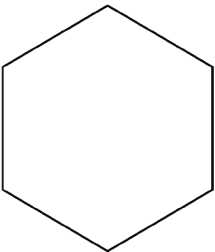
G  
Shape Cards Grade 4



H  
Shape Cards Grade 4




I  
Shape Cards Grade 4



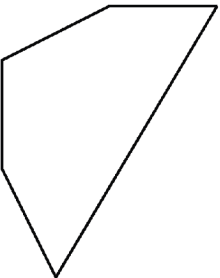
J  
Shape Cards Grade 4



M  
Shape Cards Grade 4




P  
Shape Cards Grade 4



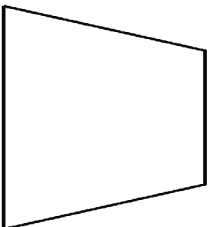
K  
Shape Cards Grade 4



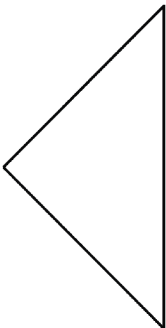
N  
Shape Cards Grade 4



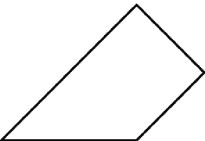
Q  
Shape Cards Grade 4



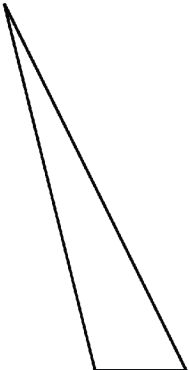
L  
Shape Cards Grade 4



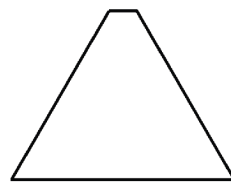
O  
Shape Cards Grade 4



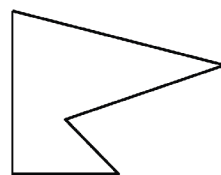
R  
Shape Cards Grade 4



S  
Shape Cards Grade 4



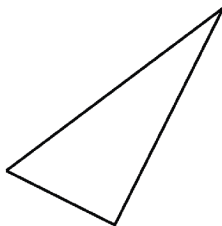
T  
Shape Cards Grade 4



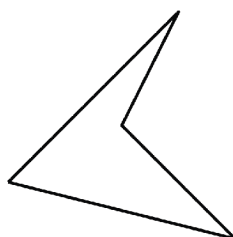
U  
Shape Cards Grade 4



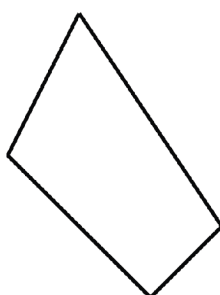
V  
Shape Cards Grade 4



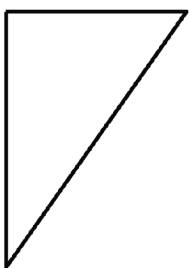
W  
Shape Cards Grade 4



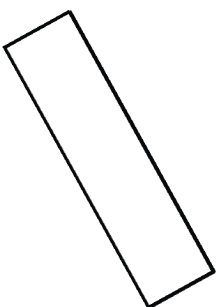
X  
Shape Cards Grade 4




Y  
Shape Cards Grade 4



Z  
Shape Cards Grade 4



AA  
Shape Cards Grade 4



Shape Cards Grade 4  
**BB**



Shape Cards Grade 4  
**CC**



Shape Cards Grade 4  
**DD**



Shape Cards Grade 4  
**EE**



Shape Cards Grade 4  
**FF**



Shape Cards Grade 4  
**GG**



Shape Cards Grade 4  
**HH**



Shape Cards Grade 4  
**II**



Shape Cards Grade 4  
**JJ**



## Directions:

- Partner A: Choose a shape card. Describe the shape to your partner without showing it.
  - Partner B: Draw the shape your partner describes.
  - Compare the shapes. If the shape exactly matches the card, Partner B keeps the card.
  - Take turns. The partner with more cards at the end of the game wins.
- 

## Directions:

- Partner A: Choose a shape card. Describe the shape to your partner without showing it.
  - Partner B: Draw the shape your partner describes.
  - Compare the shapes. If the shape exactly matches the card, Partner B keeps the card.
  - Take turns. The partner with more cards at the end of the game wins.
- 

## Directions:

- Partner A: Choose a shape card. Describe the shape to your partner without showing it.
  - Partner B: Draw the shape your partner describes.
  - Compare the shapes. If the shape exactly matches the card, Partner B keeps the card.
  - Take turns. The partner with more cards at the end of the game wins.
- 

## Directions:


- Partner A: Choose a shape card. Describe the shape to your partner without showing it.
- Partner B: Draw the shape your partner describes.
- Compare the shapes. If the shape exactly matches the card, Partner B keeps the card.
- Take turns. The partner with more cards at the end of the game wins.

Directions:

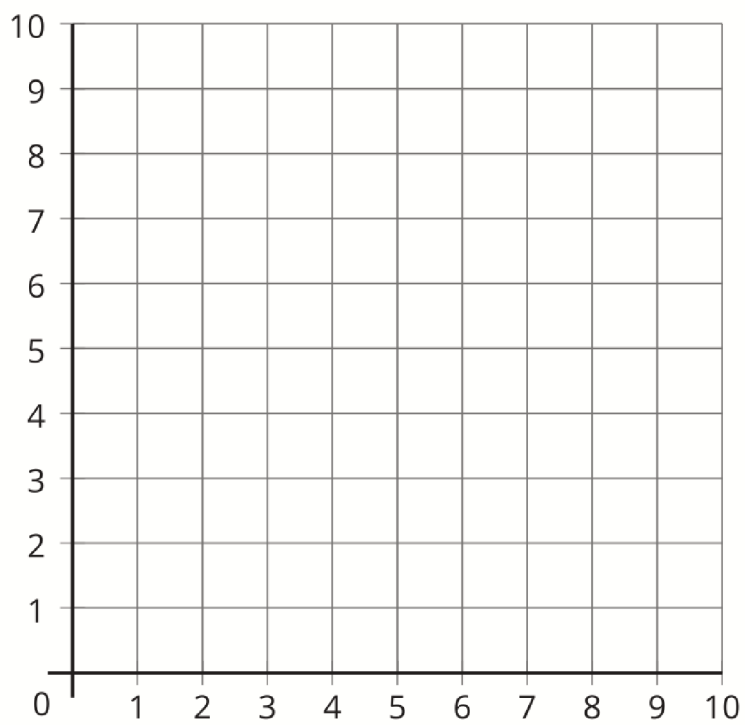
- Organize the cards into 3 sets and use 1 set for each round:
  - Round 1: Shapes not on a grid
  - Round 2: Shapes on a grid without numbers
  - Round 3: Shapes on a numbered grid
- Partner A: Choose a card for Round 1. Describe the shape to your partner without showing it.
- Partner B:
  - Draw the shape your partner describes.
  - Earn 2 points if your shape exactly matches the card Partner A described.
  - Earn 1 point if it doesn't match exactly but matches the clue given.
- Switch roles and repeat to finish Round 1.
- Take turns. The partner with the highest score at the end of 3 rounds wins.

round	drawing	points
1		

2



3





Can You Draw It Stage 6



Can You Draw It Stage 6



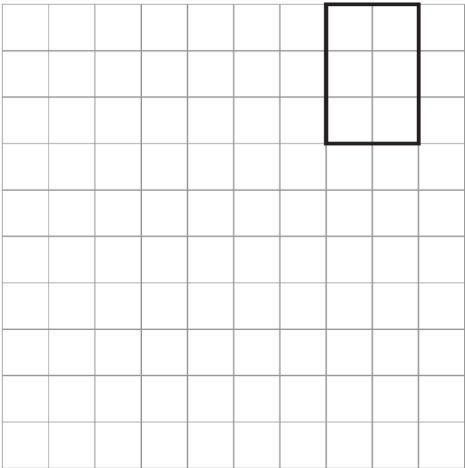
Can You Draw It Stage 6



Can You Draw It Stage 6



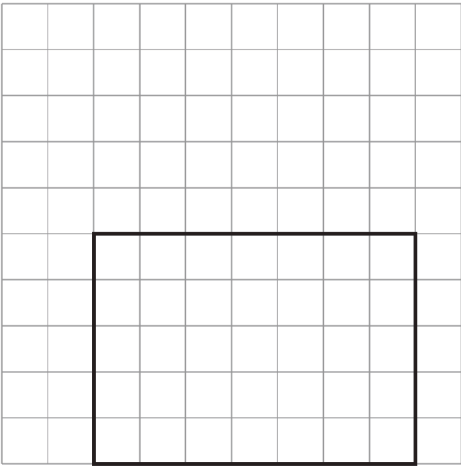
Can You Draw It Stage 6



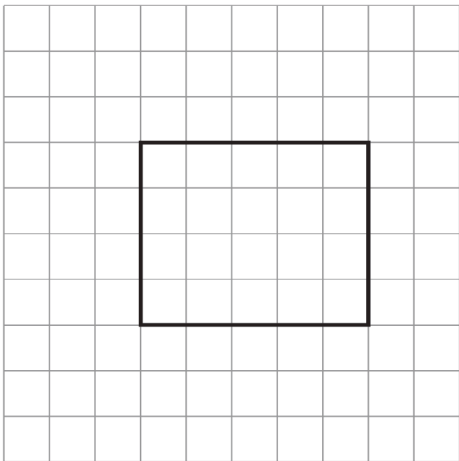
Can You Draw It Stage 6



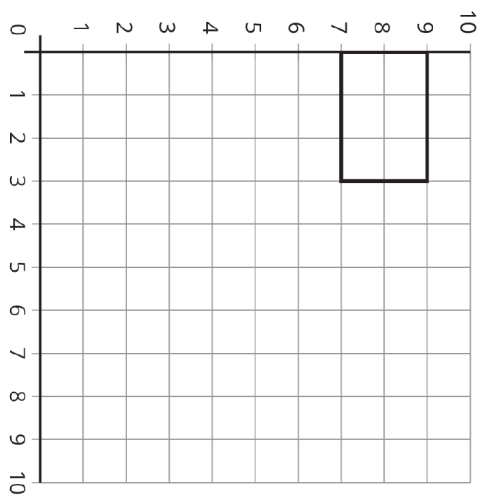
Can You Draw It Stage 6



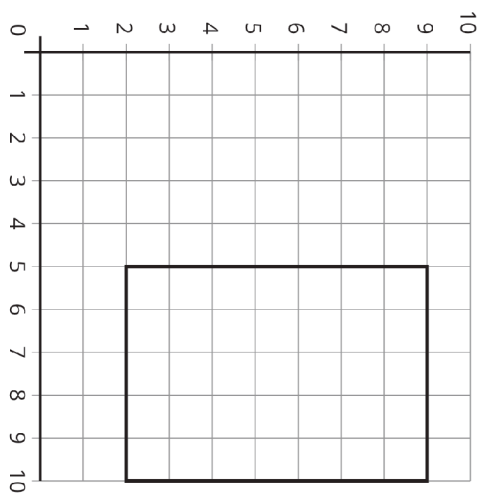
Can You Draw It Stage 6



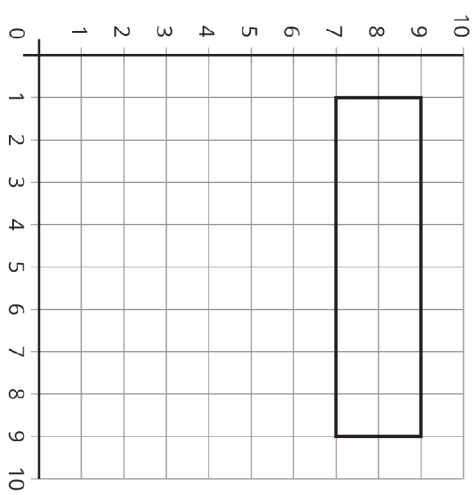
Can You Draw It Stage 6



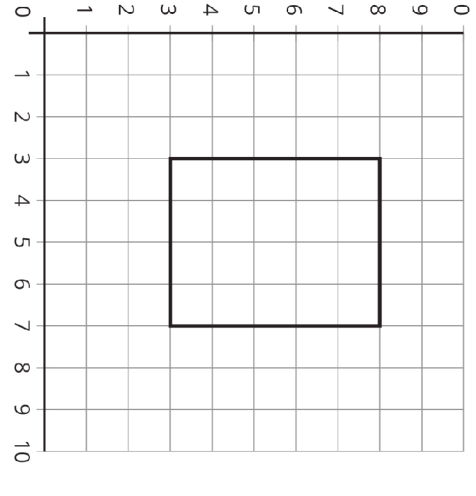
Can You Draw It Stage 6




Can You Draw It Stage 6

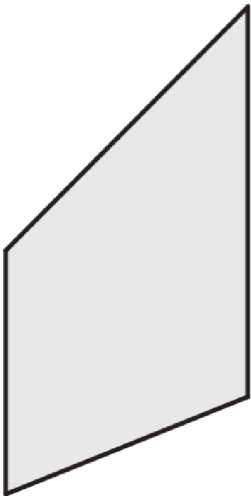


Can You Draw It Stage 6

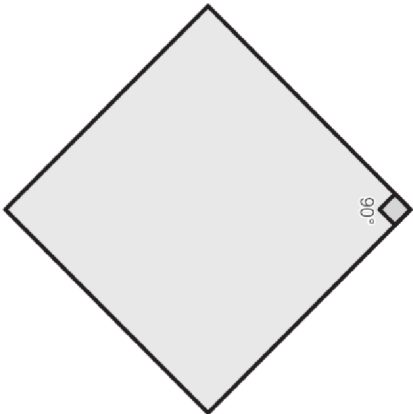




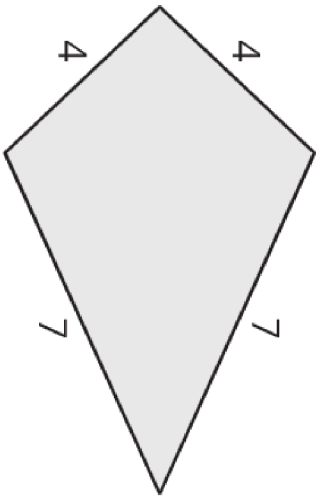
Quadrilateral Cards Grade 5



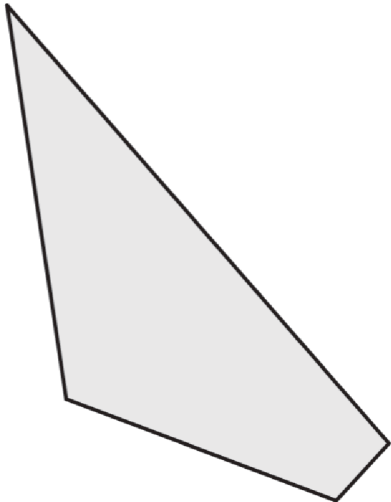
Quadrilateral Cards Grade 5



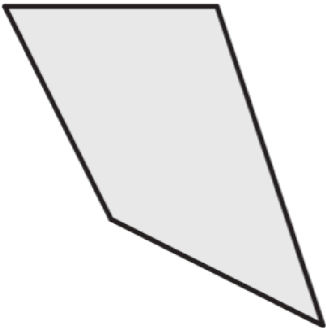
Quadrilateral Cards Grade 5



Quadrilateral Cards Grade 5



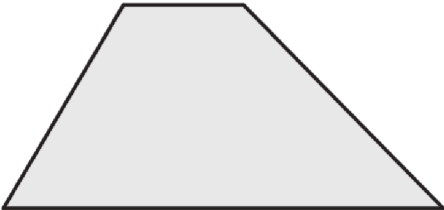
Quadrilateral Cards Grade 5



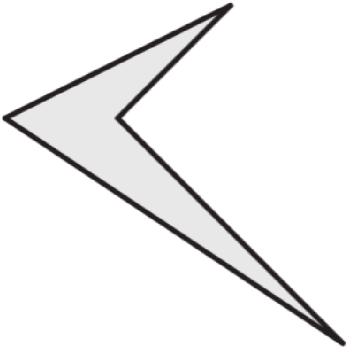
Quadrilateral Cards Grade 5



Quadrilateral Cards Grade 5



Quadrilateral Cards Grade 5



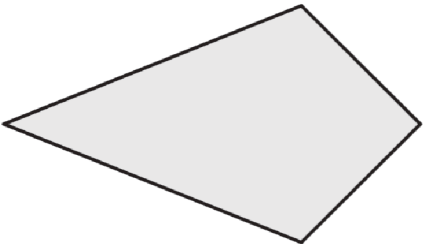
Quadrilateral Cards Grade 5



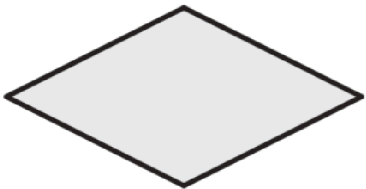
Quadrilateral Cards Grade 5




Quadrilateral Cards Grade 5



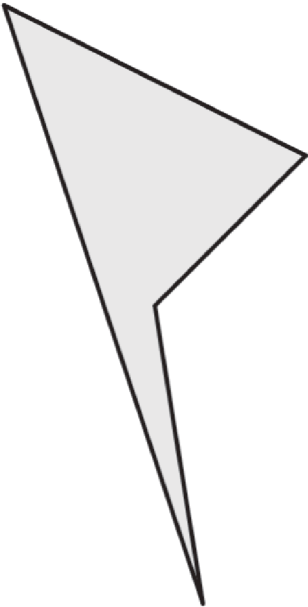
Quadrilateral Cards Grade 5



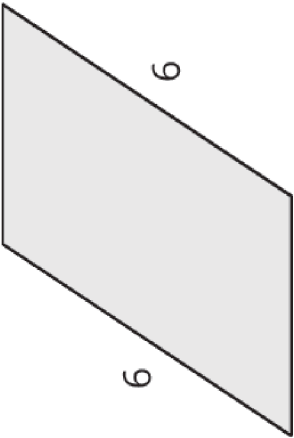
Quadrilateral Cards Grade 5



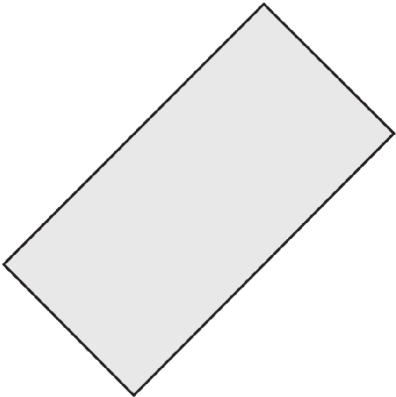
Quadrilateral Cards Grade 5



Quadrilateral Cards Grade 5

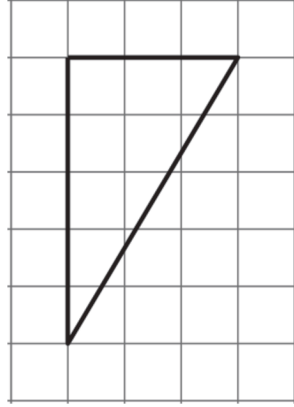


Quadrilateral Cards Grade 5

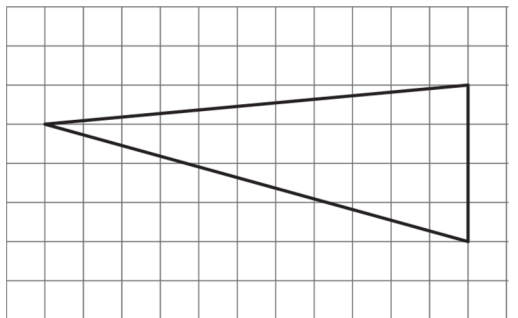




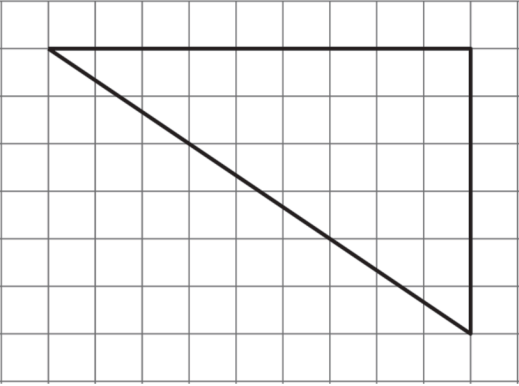
Triangle Cards Grade 5  
A



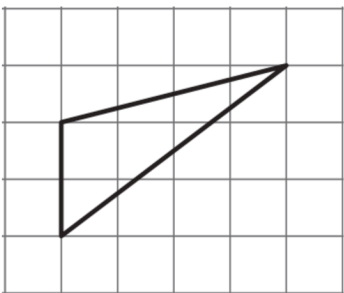
Triangle Cards Grade 5  
B



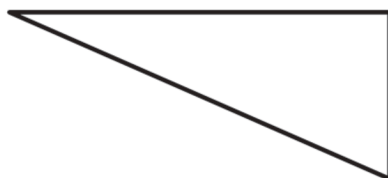
Triangle Cards Grade 5  
C



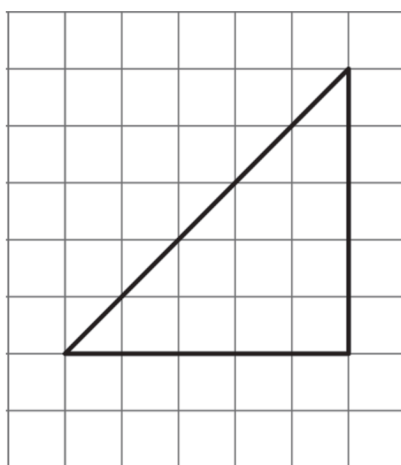
Triangle Cards Grade 5  
D



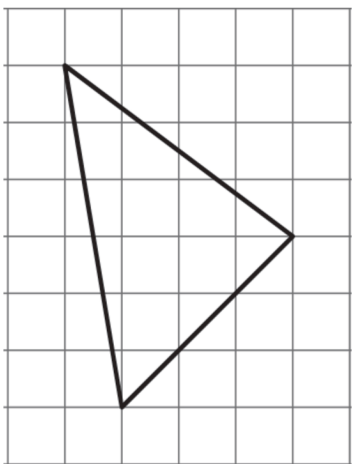
Triangle Cards Grade 5  
E



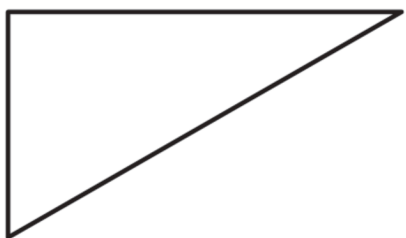
Triangle Cards Grade 5  
F



Triangle Cards Grade 5  
G

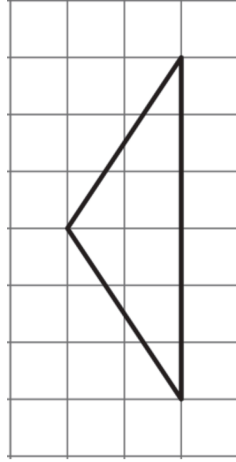


Triangle Cards Grade 5  
H



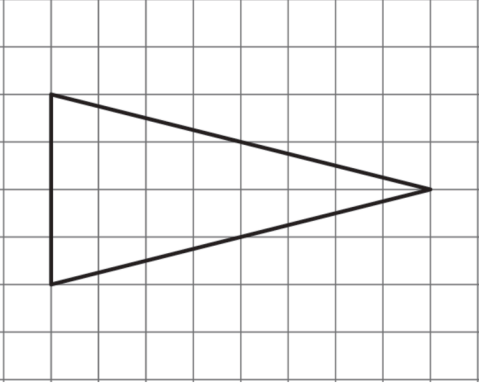
Triangle Cards Grade 5

I



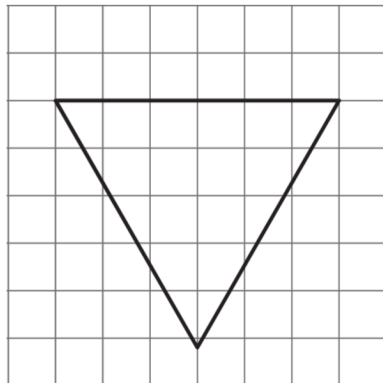
Triangle Cards Grade 5

K



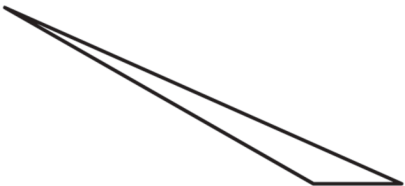
Triangle Cards Grade 5

J



Triangle Cards Grade 5

L



## Directions:

- Partner A: Choose a shape card. Describe the shape to your partner without showing it.
  - Partner B: Draw the shape your partner describes.
  - Compare the shapes. If the shape exactly matches the card, Partner B keeps the card.
  - Take turns. The partner with more cards at the end of the game wins.
- 

## Directions:

- Partner A: Choose a shape card. Describe the shape to your partner without showing it.
  - Partner B: Draw the shape your partner describes.
  - Compare the shapes. If the shape exactly matches the card, Partner B keeps the card.
  - Take turns. The partner with more cards at the end of the game wins.
- 

## Directions:

- Partner A: Choose a shape card. Describe the shape to your partner without showing it.
  - Partner B: Draw the shape your partner describes.
  - Compare the shapes. If the shape exactly matches the card, Partner B keeps the card.
  - Take turns. The partner with more cards at the end of the game wins.
- 

## Directions:

- Partner A: Choose a shape card. Describe the shape to your partner without showing it.
- Partner B: Draw the shape your partner describes.
- Compare the shapes. If the shape exactly matches the card, Partner B keeps the card.
- Take turns. The partner with more cards at the end of the game wins.