



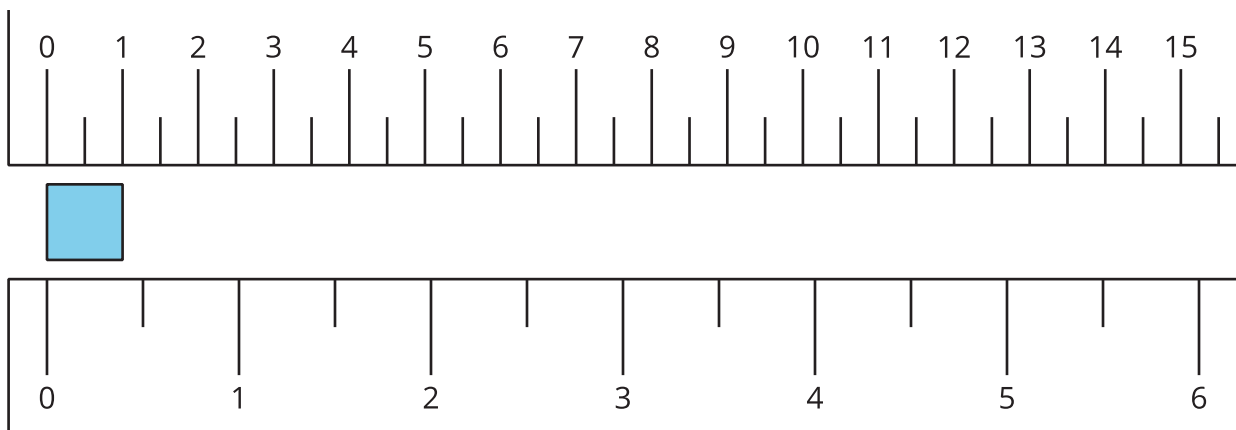
# What Is an Inch?

Let's measure in inches.

## Warm-up

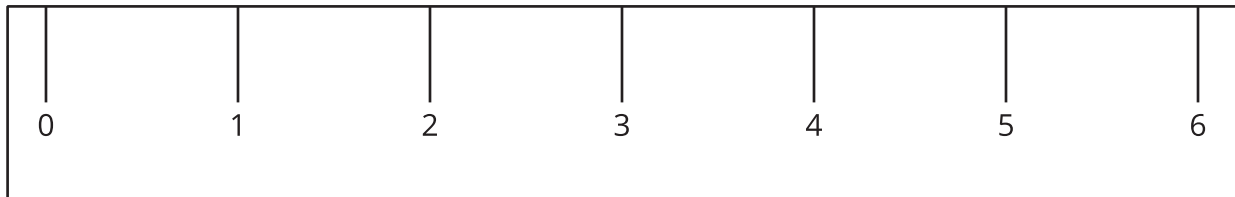

### Notice and Wonder: Inches and Centimeters

What do you notice? What do you wonder?



## Activity 1

### What Is an Inch?



1. Find 2 items that are about an inch long.

a. \_\_\_\_\_

b. \_\_\_\_\_

2. Measure the length of each object.

object to measure	length in inches
marker	
colored pencil	
11 connecting cubes	
a book	
your choice objects:	

## Activity 2

### Measure the Sides of Shapes

1. Here is a rectangle.




Estimate the length of the long side of the rectangle. Use inches.

Estimate: \_\_\_\_\_ in

Measure the long side of the rectangle. Use inches.

Actual length: \_\_\_\_\_ in

2. Here is a square.



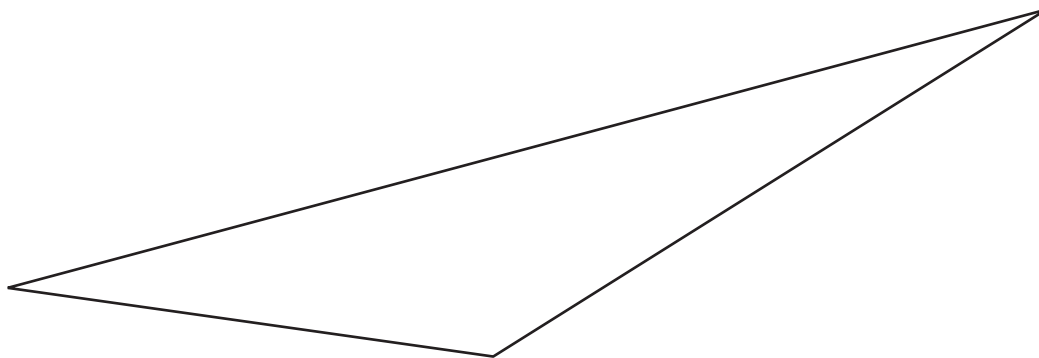
Estimate the length of 1 side of the square. Use inches.

Estimate: \_\_\_\_\_ in

Measure 1 side of the square. Use inches.

Actual length: \_\_\_\_\_ in

3. Here is a triangle.



Estimate the length of the longest side of the triangle. Use inches.

Estimate: \_\_\_\_\_ in

Measure the longest side of the triangle. Use inches.

Actual length: \_\_\_\_\_ in