

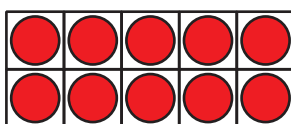
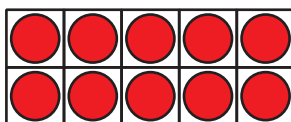
## Lesson 4: One More and One Less

- Let's find 1 more or 1 less.


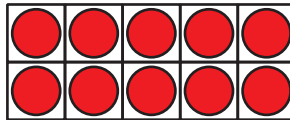

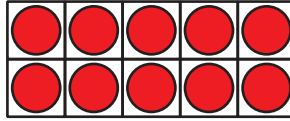
### Warm-up: How Many Do You See: One Less

How many do you see?

How do you see them?









## 4.1: Count Out and Show One More or One Less

Show your number.

Show how your partner changed the number.

Round 1:

Starting Number:

---

New Number:

---

Round 2:

Starting Number:

---

New Number:

---



Round 3:

Starting Number:

---

New Number:

---

Round 4:

Starting Number:

---

New Number:

---





## 4.2: Color One More or One Less

- Roll to choose a number and 1 more or 1 less.
- Color the number that is 1 more or 1 less than your number.
- Record the starting number and the new number.

10	17	2	9
19	5	13	16
7	1	18	12
20	14	6	3
4	8	11	15

Starting Number:

New Number:

Round 1:

\_\_\_\_\_

\_\_\_\_\_

Round 2:

\_\_\_\_\_

\_\_\_\_\_

Round 3:

\_\_\_\_\_

\_\_\_\_\_

Round 4:

\_\_\_\_\_

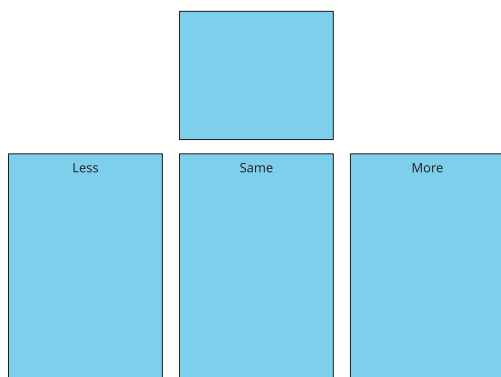
\_\_\_\_\_




## 4.3: Centers: Choice Time

Choose a center.


Less, Same, More




Math Fingers



Tower Build



Math Stories



Which One



