



# Sticky Notes

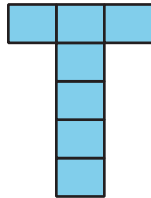
Let's make a design using sticky notes.

## Warm-up

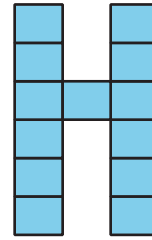
### Which Three Go Together: Sticky Notes

Which 3 go together?

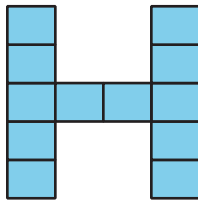
A



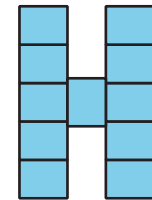
B



C



D



## Activity 1

### Estimation Exploration: Sticky Notes

1. How many sticky notes will fit across the top or along the side of the page?

Record an estimate that is:

too low	about right	too high

2. What information do you need to help you make a better estimate?
3. With the new information you have now, make a better estimate. Show or explain your reasoning.
4. Write an expression that represents your estimate of how many sticky notes fit across or along the side of the paper.

## Activity 2

### Design Your Initial

Design a letter with sticky notes.

1. Plan your design and determine the number of sticky notes that you need.
2. Write at least two equations that show your design will fit on a piece of paper.
3. Take turns sharing your design with a partner.
4. Get the supplies and make your design.

