



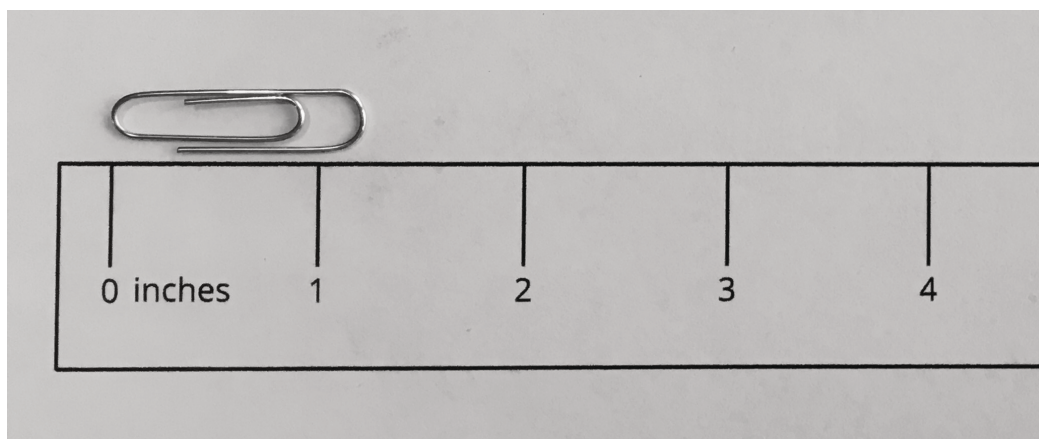
# Measure in Fourths of an Inch

Let's measure lengths in quarters of an inch.

## Warm-up

### Estimation Exploration: Measure in Inches

What is the length of the paper clip?

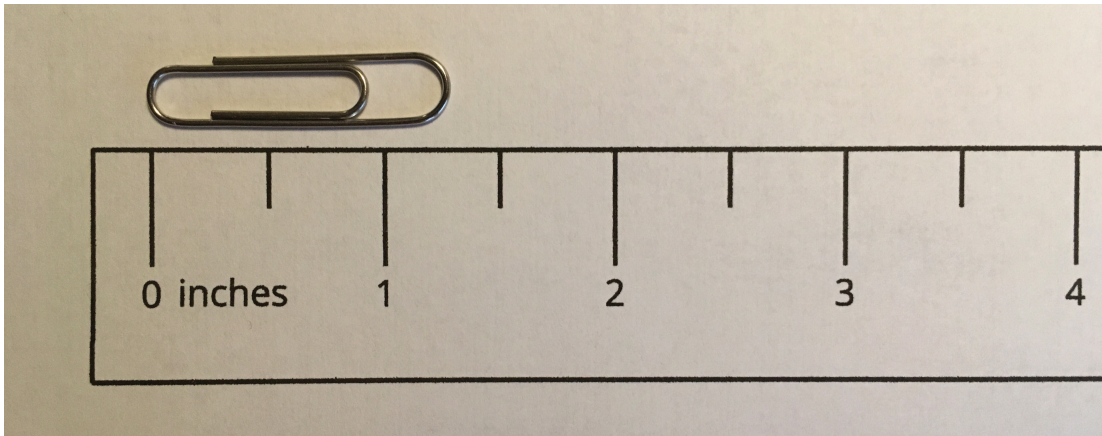


Record an estimate that is:

too low	just right	too high

## Activity 1

### Partition Inches into Fourths



You will need a ruler that was not partitioned in an earlier activity.

1. With your partner, partition the ruler to show fourths of an inch.
2. Take turns using this ruler to measure some lengths around the room. Measure each length to the nearest quarter inch.

object	length



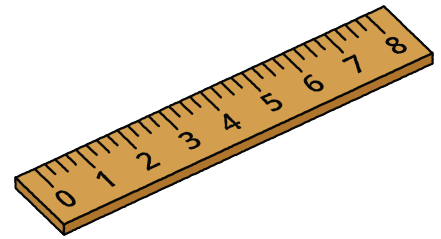
## Activity 2

### Find Some Lengths

You will need the rulers you partitioned into halves and fourths of an inch for this activity.

With your partner:

- Find at least 4 objects in the classroom that have the lengths shown in the table.
- Practice saying each measurement.
- Record the object in the table. If you find an object that is a whole number plus a fraction of an inch, write the exact measurement.



object	length
	$2\frac{1}{2}$ inches
	$1\frac{1}{4}$ inches
	$3\frac{3}{4}$ inches
	$8\frac{1}{2}$ inches
	a whole number of inches
	a whole number and $\frac{1}{4}$ inches
	a whole number and $\frac{2}{4}$ inches
	a whole number and $\frac{3}{4}$ inches