

Make Halves, Thirds, and Fourths

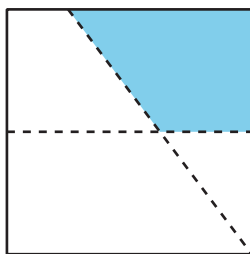
Let's make halves, thirds, and fourths (or quarters).

Warm-up

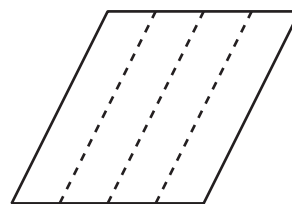
Which Three Go Together: Compare Equal-Size Pieces

Which 3 go together?

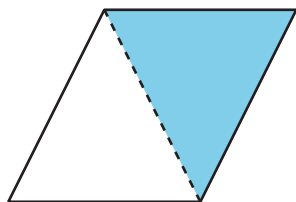
A



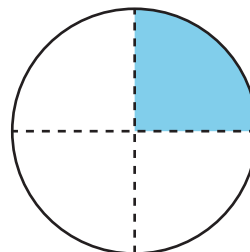
B



C



D



Activity 1

Fold Equal-Size Pieces

1. Fold the rectangle to make 2 equal-size pieces. Cut them out.

Each piece is called a _____.

Compare with your partner. Tell them how you know the pieces are equal.

2. Fold the rectangle to make 4 equal-size pieces. Cut them out.

Each piece is called a _____.

Compare with your partner. Tell them how you know the pieces are equal.

3. Fold the rectangle to make 3 equal-size pieces. Cut them out.

Each piece is called a _____.

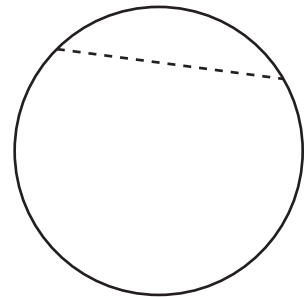
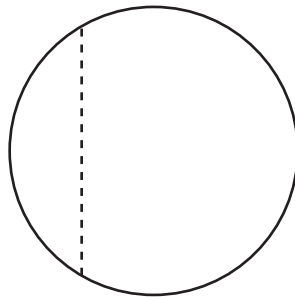
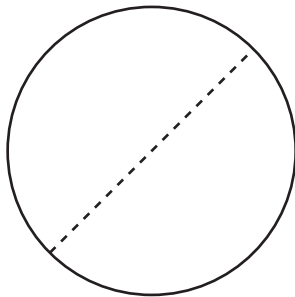
Compare with your partner. Tell them how you know the pieces are equal.

Activity 2

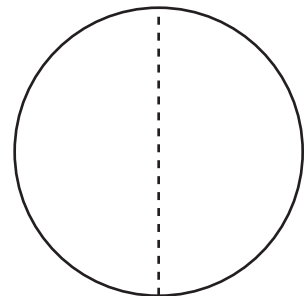
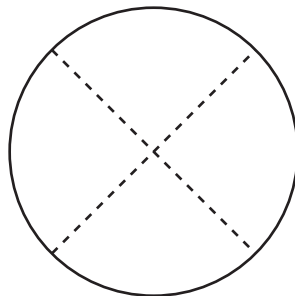
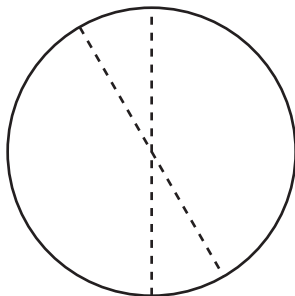
That's Not It

- Noah looks for examples of circles partitioned into halves, thirds, or fourths.
 - Put an X on the **2** circles in each row that are *not* examples.

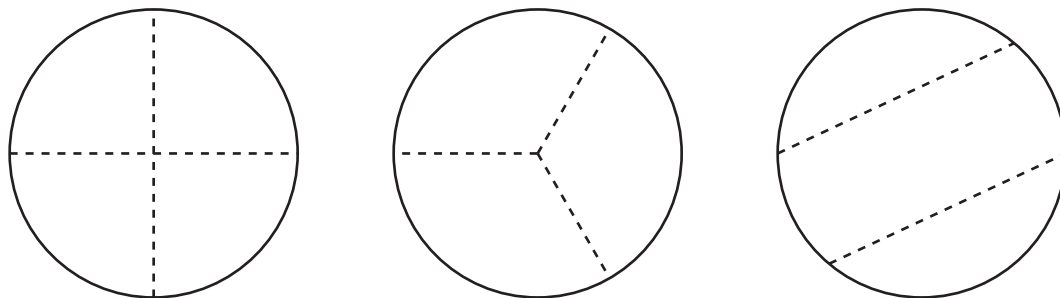
halves



fourths



thirds



- b. Why are the shapes you marked **not** examples of halves, fourth, or thirds? Explain your reasoning to your partner.

2. Partition this circle into thirds.

