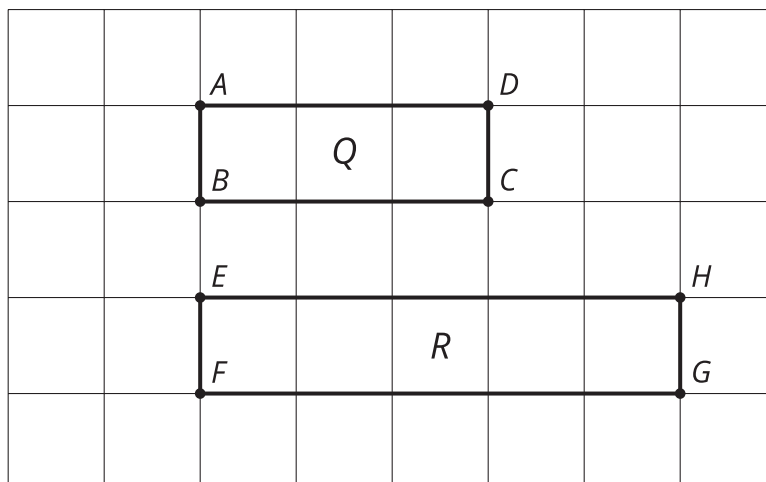


Lesson 8: Are They All Similar?

- Let's prove figures are similar.

8.1: Stretched or Distorted? Rectangles



Are these rectangles similar? Explain how you know.

8.2: Faulty Logic

Tyler wrote a proof that all rectangles are similar. Make the image Tyler describes in each step in his proof. Which step makes a false assumption? Why is it false?

- Draw 2 rectangles. Label one $ABCD$ and the other $PQRS$.
- Translate rectangle $ABCD$ by the directed line segment from A to P . A' and P now coincide. The points coincide because that's how we defined our translation.

3. Rotate rectangle $A' B' C' D'$ by angle $D' A' S$. Segment $A'' D''$ now lies on ray PS .
The rays coincide because that's how we defined our rotation.

4. Dilate rectangle $A'' B'' C'' D''$ using center A'' and scale factor $\frac{PS}{AD}$. Segments $A''' D'''$ and PS now coincide. The segments coincide because A'' was the center of the rotation, so A'' and P don't move, and since D'' and S are on the same ray from A'' , when we dilate D'' by the right scale factor, it will stay on ray PS but be the same distance from A'' as S is, so S and D''' will coincide.

5. Because all angles of a rectangle are right angles, segment $A''' B'''$ now lies on ray PQ . This is because the rays are on the same side of PS and make the same angle with it. (If $A''' B'''$ and PQ don't coincide, reflect across PS so that the rays are on the same side of PS .)

6. Dilate rectangle $A''' B''' C''' D'''$ using center A''' and scale factor $\frac{PQ}{AB}$. Segments $A'''' B''''$ and PQ now coincide by the same reasoning as in step 4.

7. Due to the symmetry of a rectangle, if 2 rectangles coincide on 2 sides, they must coincide on all sides.

8.3: Always? Prove it!

Choose one statement from the list. Decide if it is true or not.

If it is true, write a proof. If it is not, provide a counterexample.

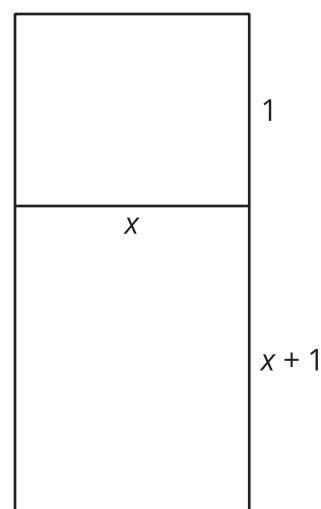
Repeat with another statement.

Statements:

1. All equilateral triangles are similar.
2. All isosceles triangles are similar.
3. All right triangles are similar.
4. All circles are similar.

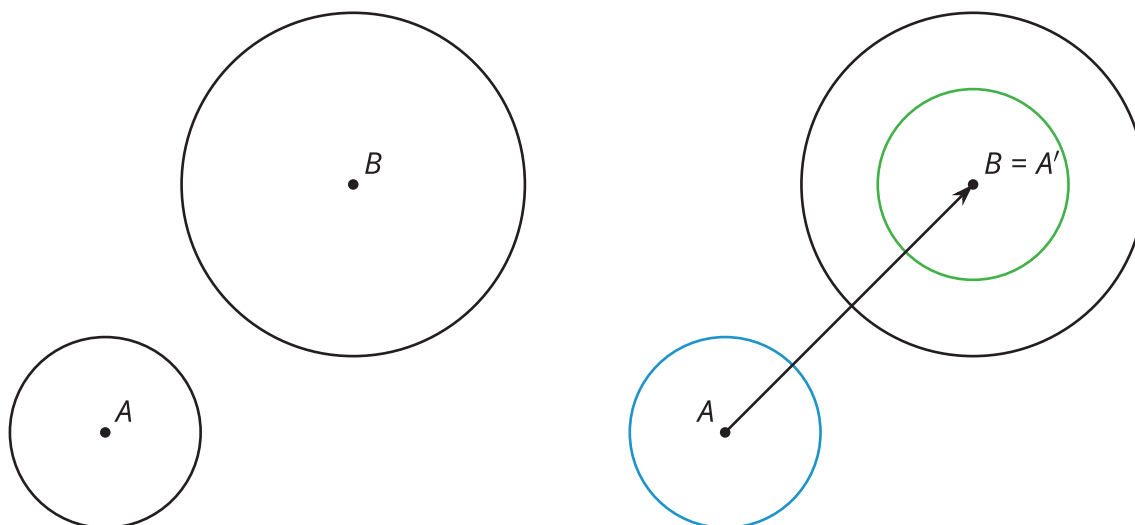
Are you ready for more?

Here is an x by $x + 1$ rectangle and a 1 by x rectangle. They are similar. What are the possible dimensions of these golden rectangles? Explain or show your reasoning.



Lesson 8 Summary

One figure is similar to another if there is a sequence of rigid motions and dilations that takes the first figure so that it fits exactly over the second. Consider any 2 circles, A and B . Translate the circle centered at A along directed line segment AB .



Now a dilation with center B and a scale factor that is the length of the radius of the circle centered at B divided by the length of the radius of the circle centered at A will take the circle centered at A onto the circle centered at B , proving that all circles are similar.

We can also show that all equilateral triangles are similar. Because we are talking about triangles, we can use the theorem that having all pairs of corresponding angles congruent and all pairs of corresponding side lengths in the same proportion is enough to prove that the triangles are similar. All the pairs of corresponding angles are congruent because all the angles in both triangles measure 60° . All the pairs of corresponding side lengths must be in the same proportion, because within each triangle, all the sides are congruent. Therefore, whatever scale factor works for one pair of sides will work for all 3 pairs of corresponding sides. If all pairs of corresponding sides are in the same proportion and all pairs of corresponding angles are congruent, then all equilateral triangles are similar.