Unit 1, Lesson 9

Which Is Your Favorite?

Let's collect, organize, and show data.

Warm-up

How Many Do You See: Dots and More Dots

How many do you see?
How do you see them?

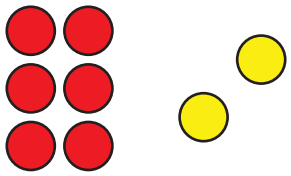



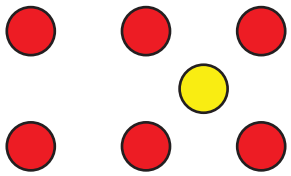

CC BY NC 2024
Illustrative Mathematics®

Activity 1

A Class Survey

Which is your favorite _____?

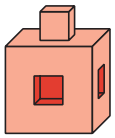

If you chose _____, take a red cube.

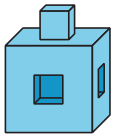

If you chose _____, take a blue cube.

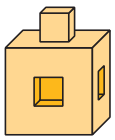

If you chose _____, take a yellow cube.

Activity 2

Show Our Class Data

Show the survey data about our class's favorite

_____.

Section B Summary

We sorted objects and shapes into **categories**.

lines	solid	dots
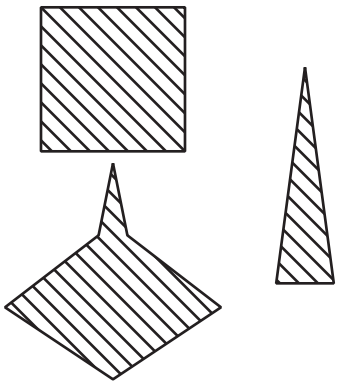		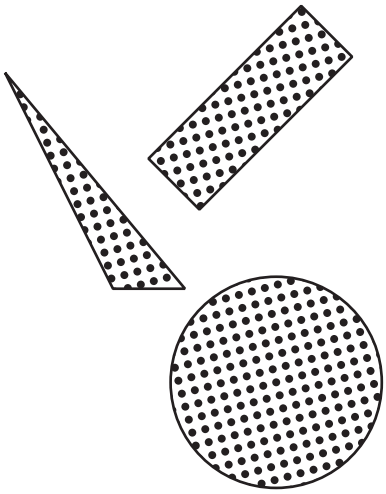

We showed our **data** on paper in different ways.

lines	solid	dots
□ □ □	□ □ □ □ □ □	□ □ □

lines	solid	dots
|||	||||| |	|||

lines	solid	dots
3	6	3