


Lesson 7: Use Objects to Represent Stories

- Let's use objects to show what is happening in the story.

Warm-up: Notice and Wonder: Balls and Counters


What do you notice?

What do you wonder?




7.1: Playing on the Playground

1. There were 5 students playing basketball at recess.
2 of the students went inside to get some water.
2. There were 3 students playing on the swings at recess.
1 more student came over to play on the swings.
3. There were 5 students playing tag at recess.
4 of the students went inside.



7.2: Finish the Story

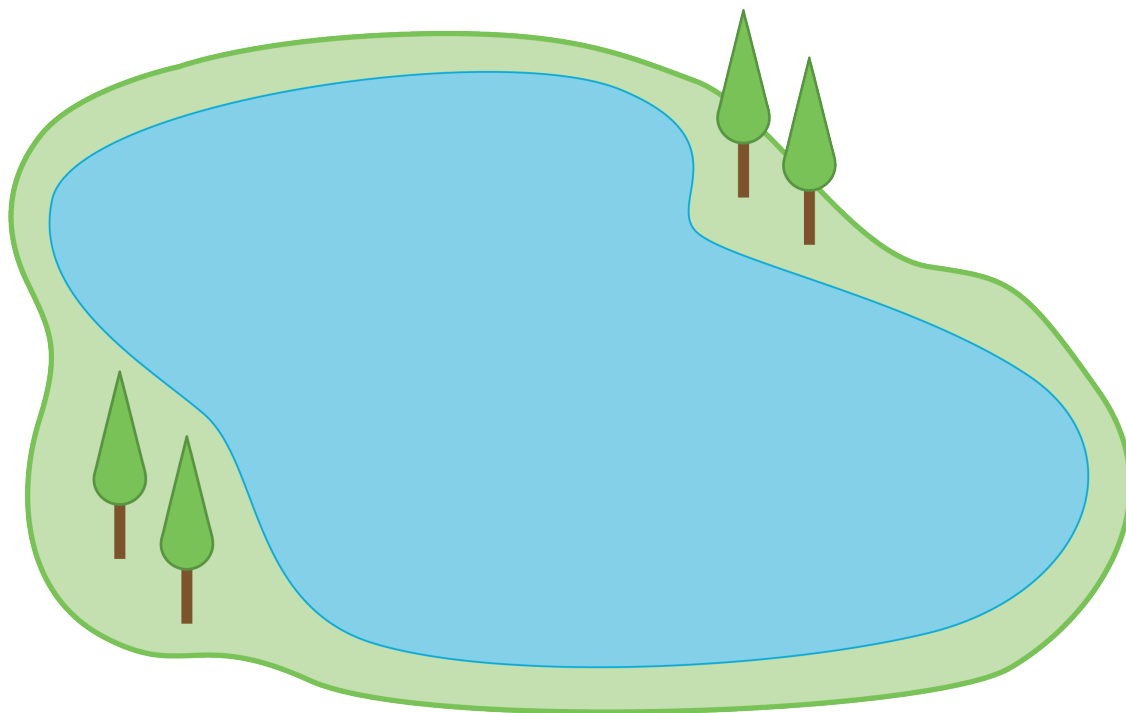
1. There were 7 kids playing tag on the field.



2. There were 2 kids eating at the picnic table.



3. There were 4 ducks swimming in the lake.




4. There were 5 kids playing hopscotch.



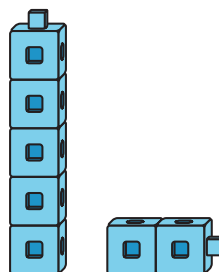
7.3: Introduce Math Stories, Act It Out

Choose a center.

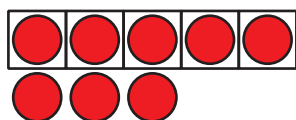
Math Stories



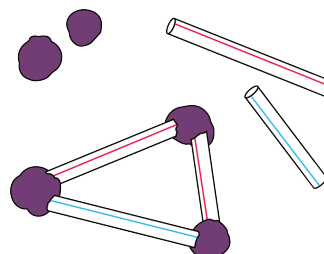
Subtraction Towers



5-frames



Build Shapes



Counting Collections

