Unit 7, Lesson 5

Lines, Angles, and Curves

Let's define some line segments and angles related to circles.

5.1 Notice and Wonder: Lines and Angles

What do you notice? What do you wonder?

 CC BY NC 2024
Illustrative Mathematics®

5.2 The Defining Moment

1. The images show some line segments that are **chords** and some segments that are not chords.

   chords

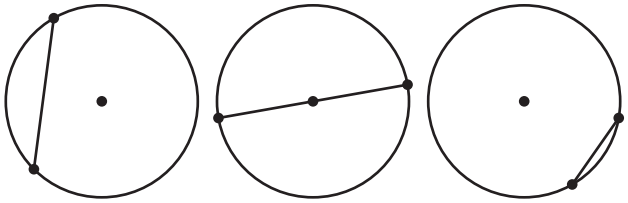

   not chords

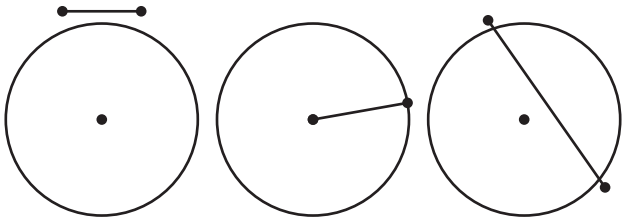

   Write a definition of a chord.

 CC BY NC 2024
Illustrative Mathematics®

2. The images show some highlighted objects that are **arcs**, and some highlighted objects that are not arcs.

arcs

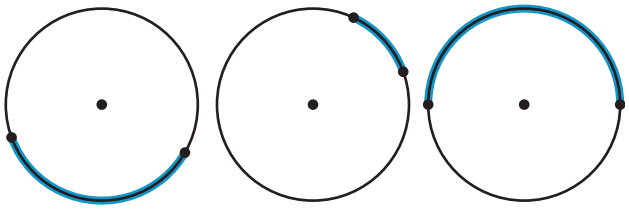

not arcs

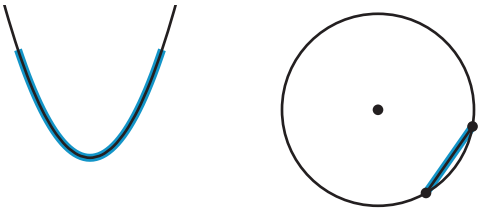

Write a definition of an arc.

3. The images show some angles that are **central angles**, and some that are not.

central angles

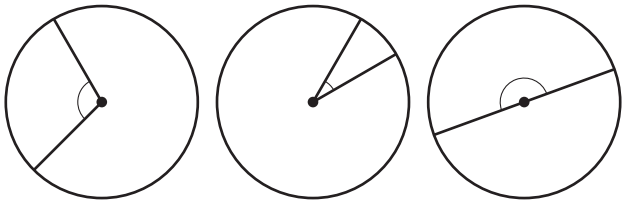

not central angles

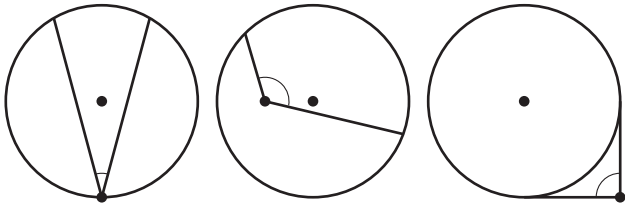

Write a definition of a central angle.

5.3 Arcs, Chords, and Central Angles

The image shows a circle with 2 congruent chords.

$\overline{ED} \cong \overline{BC}$

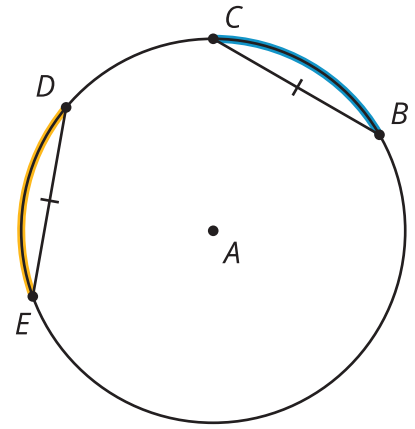

1. Draw the central angles associated with the highlighted arcs from D to E and B to C.
2. How do the measures of the 2 central angles appear to compare? Prove that this observation is true.

3. What does this tell you about the measures of the highlighted arcs from D to E and B to C? Explain your reasoning.

Are you ready for more?

Prove that the perpendicular bisector of a chord goes through the center of a circle.

Lesson 5 Summary

Diameters and radii are two types of line segments that appear in circles. Here are some additional geometric objects associated with circles.

A **chord** is a line segment with both endpoints on a circle. A **central angle** in a circle is an angle whose vertex is at the center of the circle. An **arc** is a portion of a circle's circumference that is between two points on the circle. The measure of an arc is defined as the measure of the central angle formed by the radii drawn to the endpoints of the arc. For example, in the image, the highlighted arc between points D and E measures 45 degrees because the central angle DAE measures 45 degrees.

chord GH

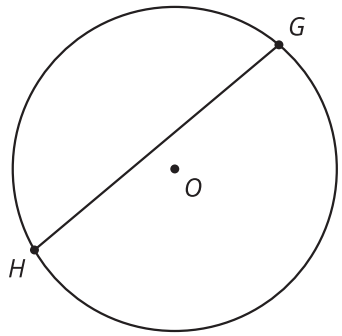

central angle PQR

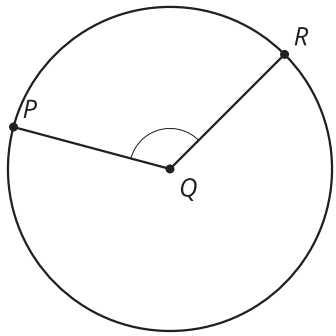

arc DE**;**

$\angle DAE \cong \angle EAC$**;**
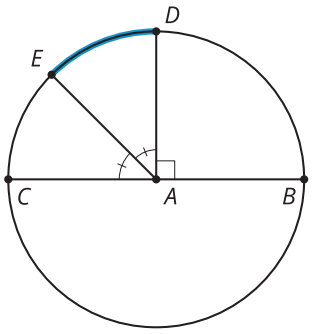
$\overline{AD} \perp \overline{CB}$