



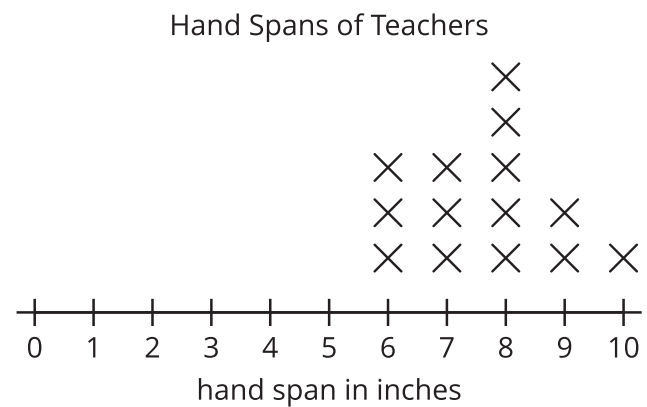
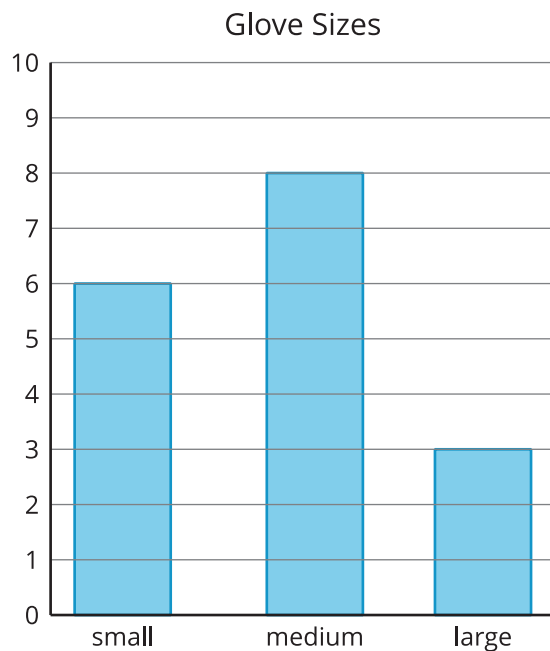
What Is a Line Plot?

Let's learn a new way to represent data.

Warm-up

Notice and Wonder: "Handy" Graphs

What do you notice? What do you wonder?

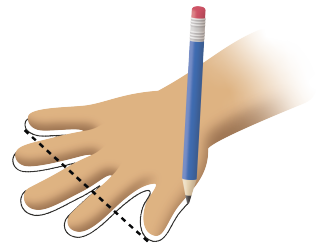


Activity 1

Measure Our Hand Spans

1. Trace your hand. (Spread your fingers wide.)
2. Draw a line from your thumb to your pinky. This line represents your hand span. Measure the length of your hand span in inches.

My hand span is _____ inches.



Activity 2

Interpret Our Numerical Data

1. What is the longest hand span in your class?
2. What is the shortest hand span?
3. Write another statement about the hand spans using the line plot.

