

Directions:

- Partner A:
 - Choose a target length in inches (up to 10) or centimeters (up to 30).
 - Begin to draw a line. Use a straight edge.
- Partner B:
 - Say "Stop!" when you think the length of the line is equal to the target measurement.
- Both partners measure the line and find the difference between the actual length and target measurement. The difference is Partner B's score for the round.
- Take turns. Play for 8 rounds. The player with the lower total score wins.

round	Partner A			Partner B		
	target length	actual length	points	target length	actual length	points
1						
2						
3						
4						
5						
6						
7						
8						

Directions:

- Partner A:
 - Choose a target length in quarter inches (up to 10).
 - Begin to draw a line with a straightedge.
- Partner B:
 - Say "Stop!" when you think the length of the line is equal to the target measurement.
- Both partners measure the line to the nearest quarter inch and find the difference between its actual length and the target measurement. The difference is Partner B's score for the round.
- Take turns. After 8 rounds, the partner with the lower total score wins.

round	Partner A			Partner B		
	target length	actual length	points	target length	actual length	points
1						
2						
3						
4						
5						
6						
7						
8						

Directions:

- Partner A:
 - Choose a target length in eighth inches (up to 10).
 - Begin to draw a line with a straightedge.
- Partner B:
 - Say "Stop!" when you think the length of the line is equal to the target measurement.
- Both partners measure the line to the nearest eighth inch and find the difference between its actual length and the target measurement. The difference is Partner B's score for the round.
- Take turns. After 8 rounds, the partner with the lower total score wins.

round	Partner A			Partner B		
	target length	actual length	points	target length	actual length	points
1						
2						
3						
4						
5						
6						
7						
8						

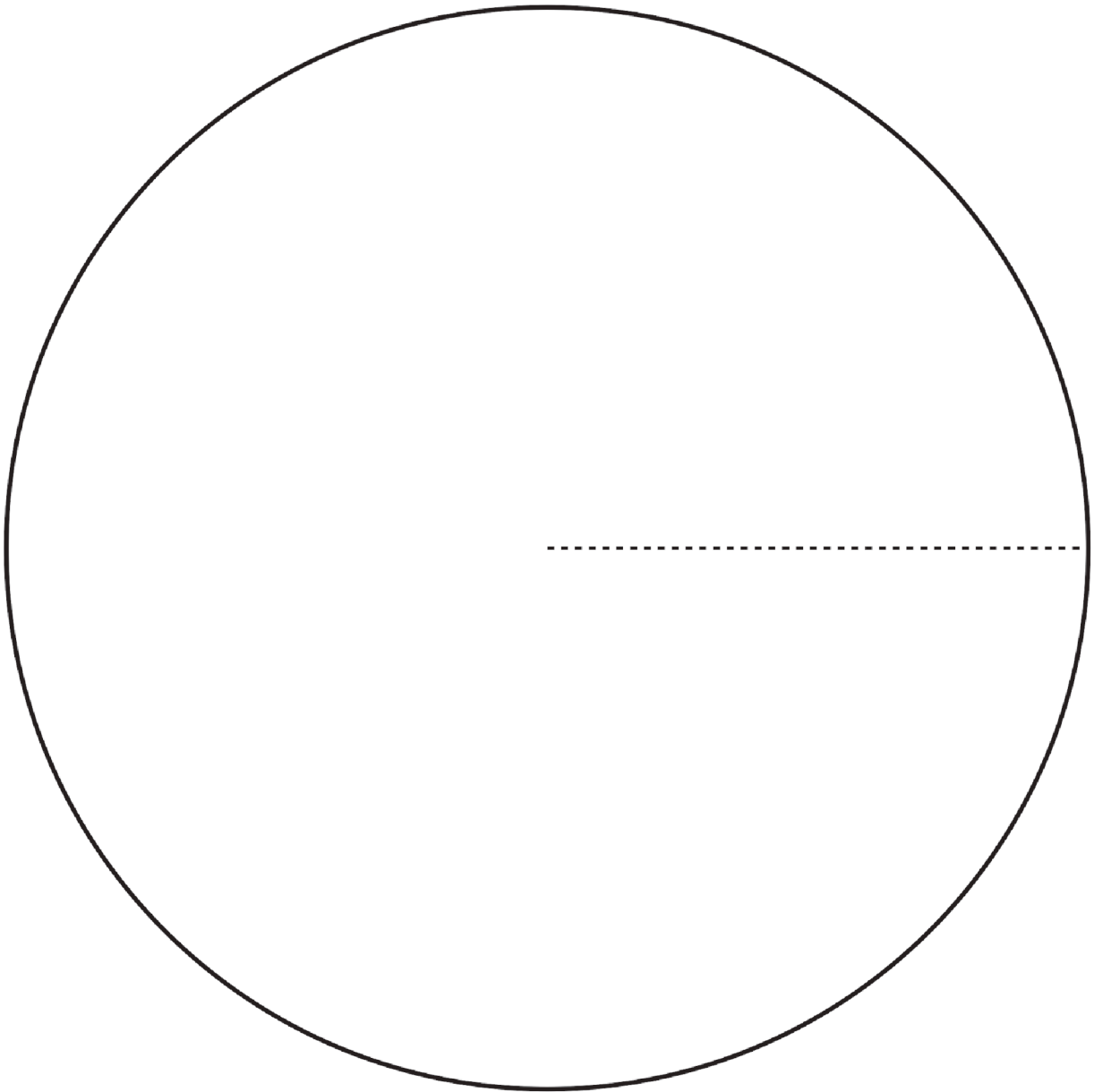
Directions:


- Put together the circle template according to the directions.
- Partner A:
 - Choose a target angle measurement.
 - Begin to create an angle by turning the top circle.
- Partner B:
 - Say "Stop!" when you think the measure of the angle is equal to the target measurement.
- Both partners measure the angle and find the difference between the actual measurement and the target measurement.
- The difference is Partner B's score for the round.
- Take turns. Play for 8 rounds. The partner with the lower total score wins.

round	Partner A			Partner B		
	target degrees	actual degrees	points	target degrees	actual degrees	points
1						
2						
3						
4						
5						
6						
7						
8						

To make a circle template:

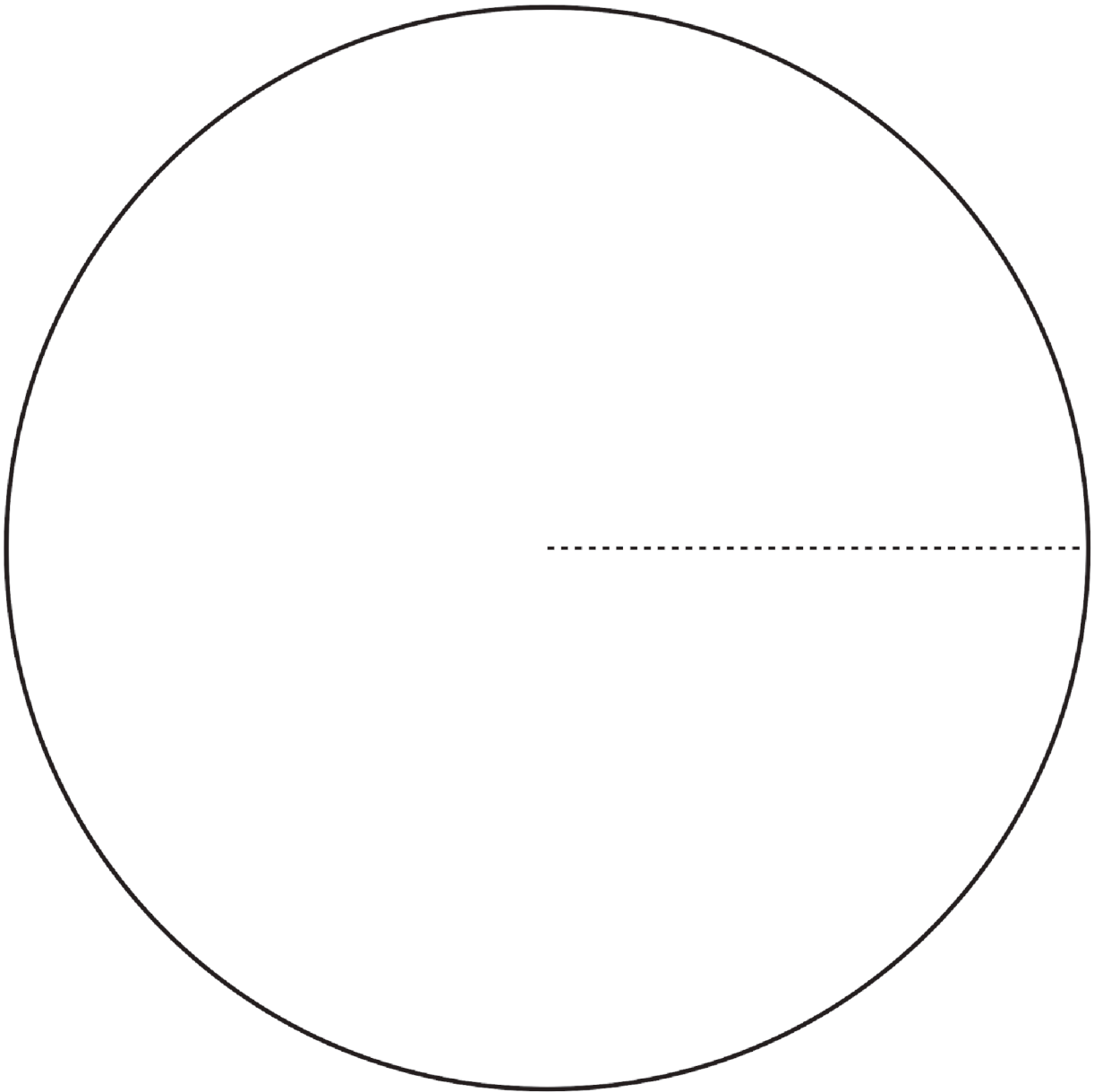
- Cut out each circle and cut a slit along the dashed segment (creating two flaps).
- Place the circles on top of one another with the slits lined up.
- Rotate the top circle counterclockwise so that the flaps of the two circles fit together.






To make a circle template:

- Cut out each circle and cut a slit along the dashed segment (creating two flaps).
- Place the circles on top of one another with the slits lined up.
- Rotate the top circle counterclockwise so that the flaps of the two circles fit together.





Directions:

- Put together the circle template according to the directions.
- Partner A:
 - Spin the spinner to get a denominator for your fraction.
 - Create a fraction that is less than 1 and has the given denominator. The target angle measurement is that fraction of 180 degrees.
 - Begin to create an angle by turning the top circle.
- Partner B:
 - Say "Stop!" when you think the measure of the angle is that fraction of 180 degrees.
- Both partners measure the angle and calculate the difference between the target measurement and the actual measurement. The difference is Partner B's score for the round.
- Take turns. Play for 8 rounds. The partner with the lower total score wins.

round	Partner A				Partner B			
	target fraction	target fraction in degrees	actual measure	points	target fraction	target fraction in degrees	actual measure	points
1								
2								
3								
4								
5								
6								
7								
8								

