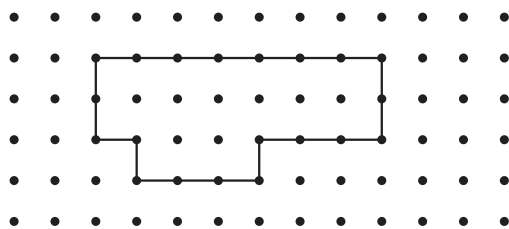


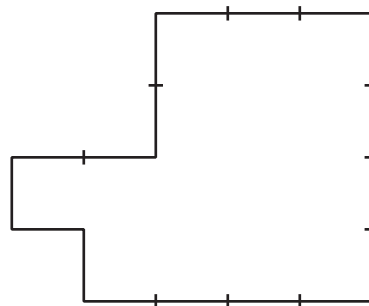
Section B: Practice Problems

1. Find the perimeter of each shape.

a




b



(From Unit 7, Lesson 6.)

2. a. Draw 2 different shapes with perimeter 20 units.

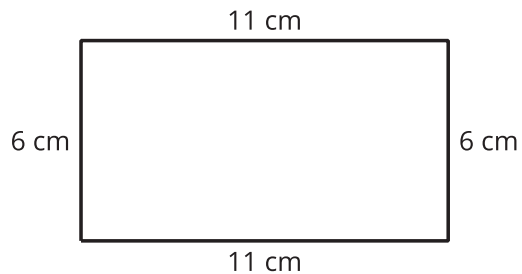


- b. What strategy did you use to draw your shapes?

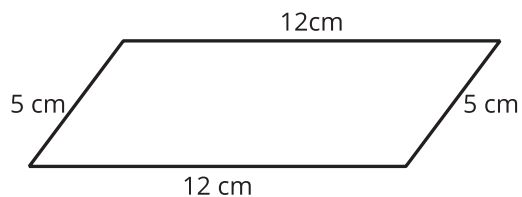
(From Unit 7, Lesson 7.)

3. Find the perimeter of each shape. Explain or show your reasoning.

a.

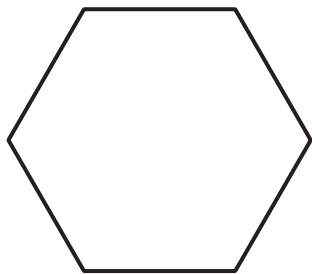


b.



(From Unit 7, Lesson 8.)


4. All sides of this hexagon have the same length. The perimeter of the hexagon is 96 cm. What are its side lengths? Explain or show your reasoning.



(From Unit 7, Lesson 9.)


5. Exploration

The side length of every pattern block is 1 inch.



- What is the perimeter of the shape? Explain your reasoning.
- What is the perimeter of the shape if you remove the skinny rhombuses around the boundary?
- What is the perimeter if you next remove the blue rhombuses? What if you keep removing more shapes?

6. Exploration



- a. Draw some different shapes that you can find the perimeter of. Then find their perimeters.

- b. Can you draw a rectangle whose perimeter is odd? Explain or show your reasoning.

- c. Can you draw a pentagon or hexagon (or a figure with even more sides) whose perimeter is odd?