Instrucciones:

- Compañero A:
  - Escoge uno de los diagramas de cinta. (¡No le digas a tu pareja cuál!).
  - Inventa un problema-historia que el diagrama de cinta podría representar.
- Compañero B: resuelve el problema y dibuja un diagrama que corresponda a la historia.
- Háganlo por turnos.

Mi diagrama de cinta: Mi respuesta: _____
Mi diagrama de cinta: Mi respuesta: _____
Mi diagrama de cinta: Mi respuesta: _____
Mi diagrama de cinta: Mi respuesta: _____

Math Stories Stage 5

A

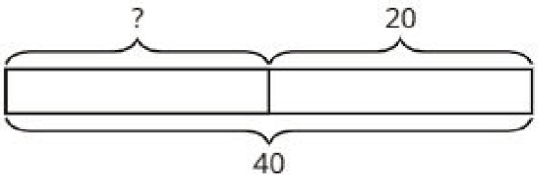

Math Stories Stage 5

B

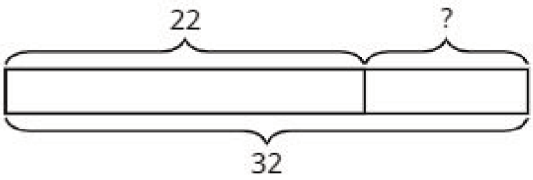

Math Stories Stage 5

C

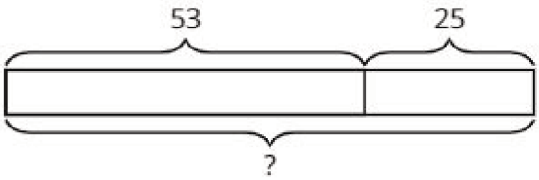

Math Stories Stage 5

D

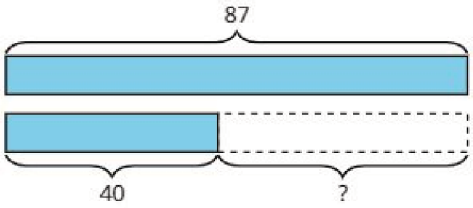

Math Stories Stage 5

E

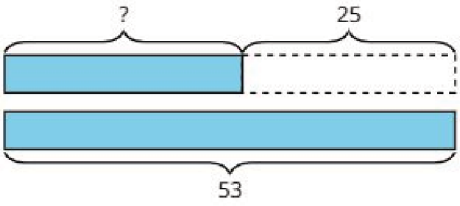

Math Stories Stage 5

F

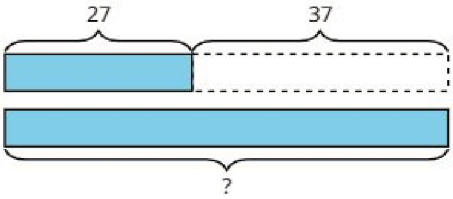

Math Stories Stage 5

G

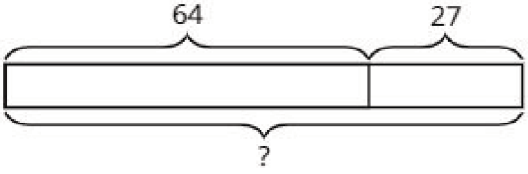

Math Stories Stage 5

H

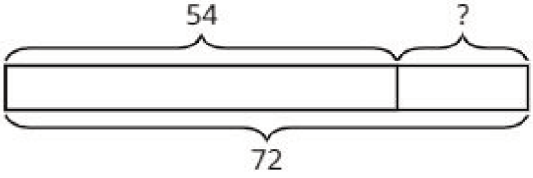

Math Stories Stage 5

I

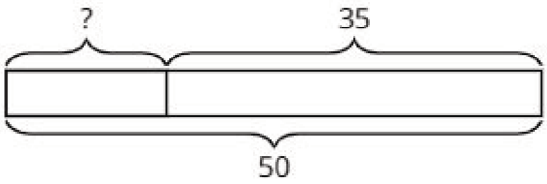

Math Stories Stage 5

J

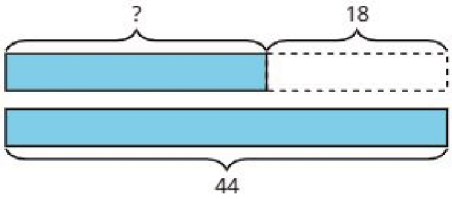

Math Stories Stage 5

K

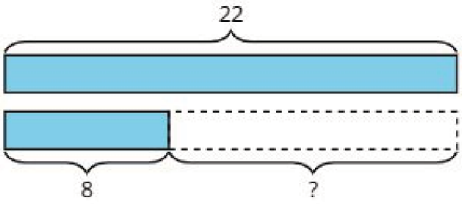

Math Stories Stage 5

L

