



# How Do We Measure Area?

Let's use square tiles to measure area.

## Warm-up

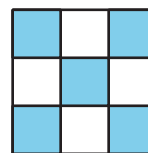
### Which Three Go Together: Shapes with Squares

Which 3 go together?


**A**



**B**



**C**




**D**



## Activity 1

### Create and Compare

1. Take a handful of square tiles.
2. Create a flat shape by connecting the tiles.
3. As a group, order the shapes from smallest to largest.



## Activity 2

### Use Square Tiles to Measure Area

Your teacher will give you handouts with some figures on them.

Use square tiles to find the area of each figure. Each tile has an area of 1 square unit. Record your answers here. Be prepared to explain your reasoning.

1. Area: \_\_\_\_ square units

2. Area: \_\_\_\_ square units

3. Area: \_\_\_\_ square units

4. Area: \_\_\_\_ square units

5. Area: \_\_\_\_ square units

6. Area: \_\_\_\_ square units

