



Area of a Rectangle

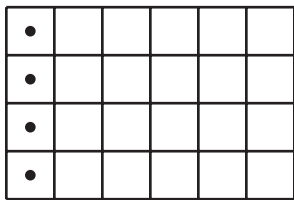
Let's find the areas of more rectangles.

Warm-up

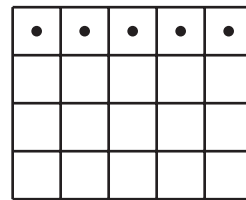
Which Three Go Together: Area and Arrays

Which 3 go together?


A



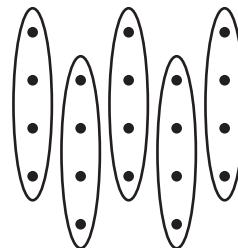
B



C





D



Activity 1

What Did I Create?

1. Can you and your partner draw the same rectangle without looking at each other's drawing?
 - Partner A: Draw a rectangle on 1 of the grids provided. Describe the rectangle to your partner without telling the total number of grid squares it covers.
 - Partner B: Draw the rectangle your partner describes to you.
2. Place your 2 rectangles next to each other. Discuss: What is the same? What is different?
3. Switch roles and repeat.



Activity 2

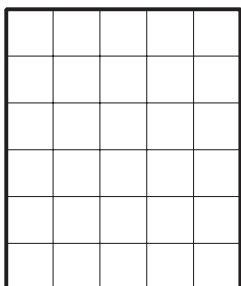
Find the Area

Find the area of each rectangle and include the units. Explain or show your reasoning.

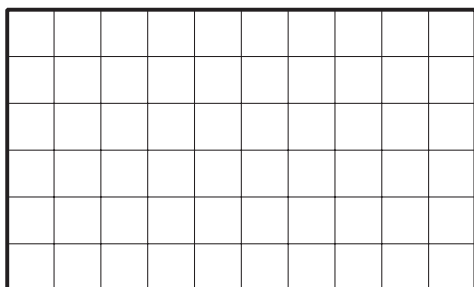
1.



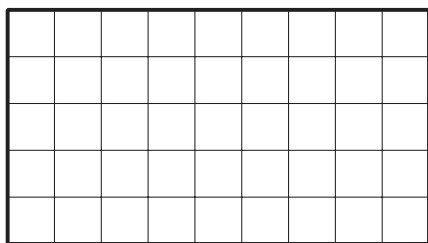
2.



3.



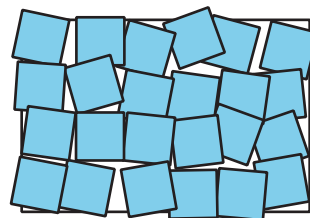
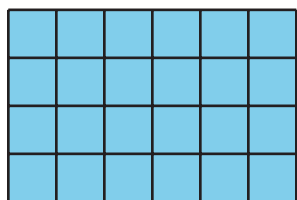
4.



Section A Summary

We learned that **area** is the amount of space covered by a shape.

We saw that we can count tiled squares to measure area. When we tile a shape, we need to make sure that the squares are covering the whole shape without gaps or overlaps.



Area is measured in square units. Each square tile in this rectangle is 1 square unit. The area of the tiled rectangle is 24 square units.