



# Partial Products in Diagrams

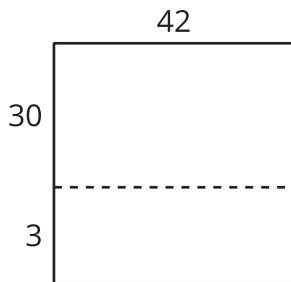
Let's interpret diagrams that can help us find products.

## Warm-up

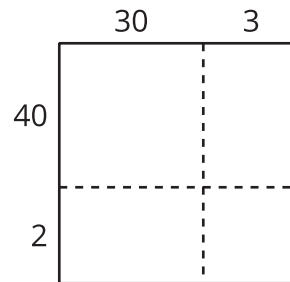
### Which Three Go Together: Diagrams to Find Products

Which 3 go together?

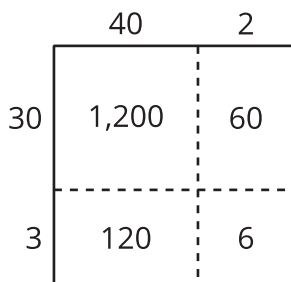
**A**



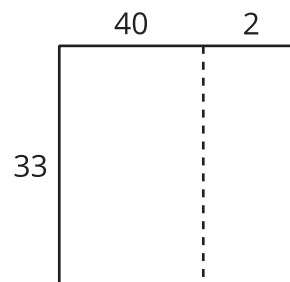
**B**



**C**



**D**

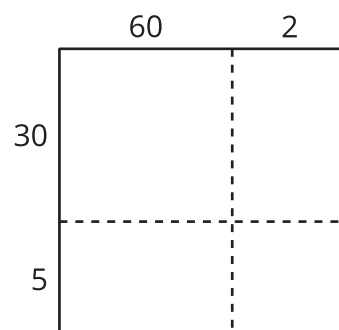


## Activity 1

### Decompose in Many Ways

1. This diagram represents  $62 \times 35$ .

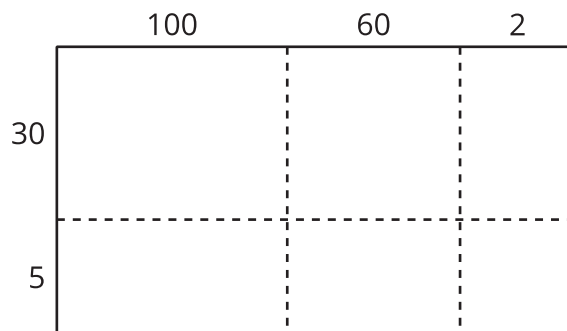
Write the value of each product inside the rectangles.



2. Find the value of  $62 \times 35$ .

3. This diagram represents  $162 \times 35$ .

Write the value of each product inside the rectangles.



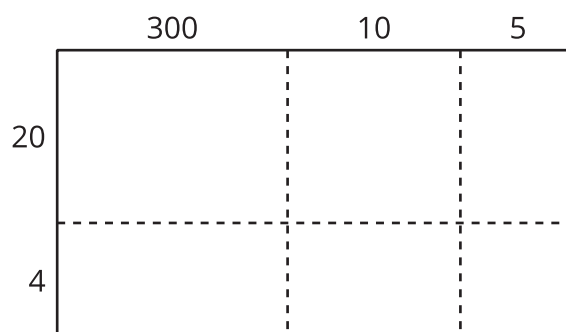
4. Find the value of  $162 \times 35$ .

## Activity 2

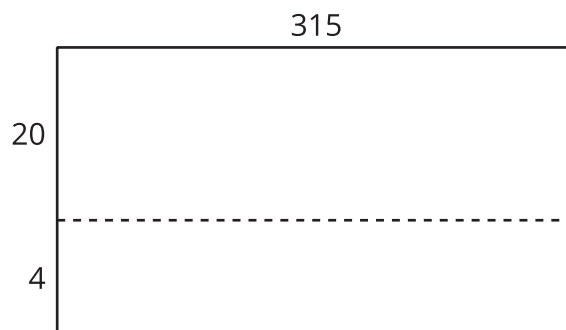
### Calculate in Many Ways

Here are some different diagrams that represent  $315 \times 24$ . For each diagram, write a multiplication expression inside each rectangle to represent the products.

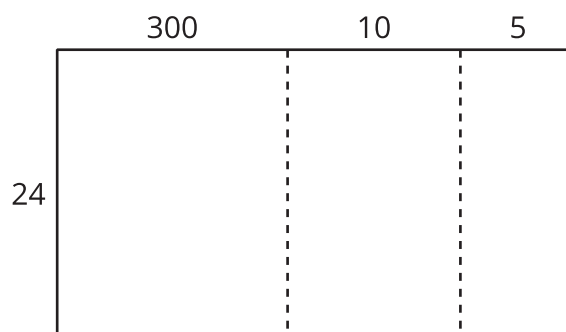
1.



2.



3.



4. Use one of the diagrams to find the value of  $315 \times 24$ .

5. Explain why you chose that diagram to find the product.

---

---