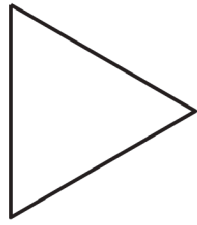


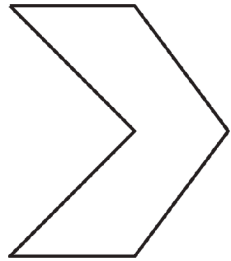
A  
Shape Cards Grade 3




B  
Shape Cards Grade 3



C  
Shape Cards Grade 3



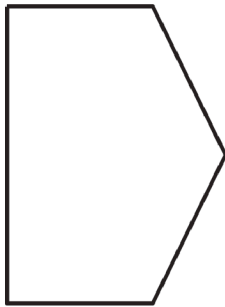
D  
Shape Cards Grade 3



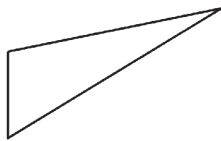
E  
Shape Cards Grade 3



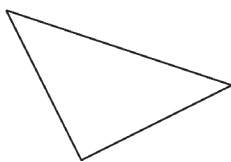
F  
Shape Cards Grade 3



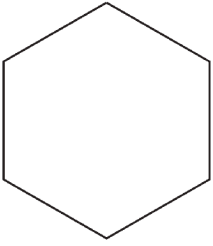
G  
Shape Cards Grade 3




H  
Shape Cards Grade 3



I  
Shape Cards Grade 3



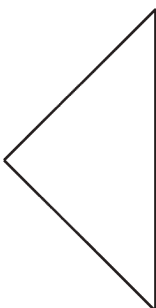
J  
Shape Cards Grade 3




K  
Shape Cards Grade 3




L  
Shape Cards Grade 3



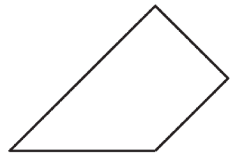
M  
Shape Cards Grade 3



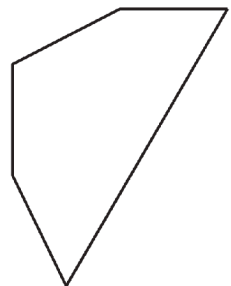
N  
Shape Cards Grade 3



O  
Shape Cards Grade 3



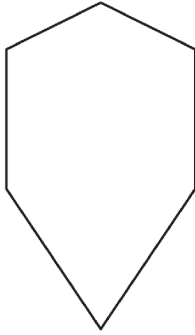
P  
Shape Cards Grade 3



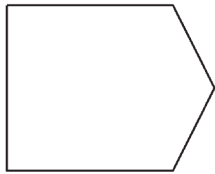
Q  
Shape Cards Grade 3



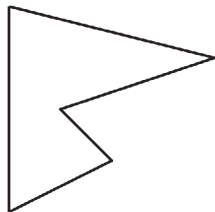
R  
Shape Cards Grade 3



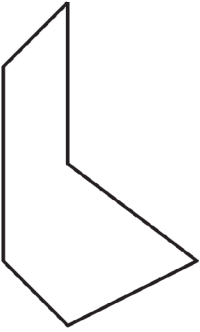
S  
Shape Cards Grade 3




T  
Shape Cards Grade 3



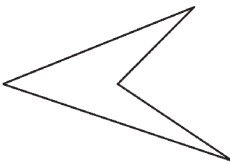
U  
Shape Cards Grade 3




V  
Shape Cards Grade 3



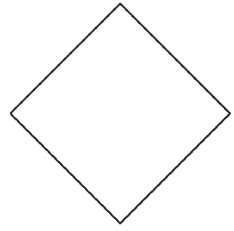
W  
Shape Cards Grade 3



X  
Shape Cards Grade 3



M  
Quadrilateral Cards Grade 3



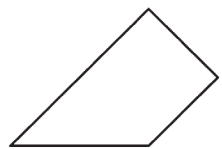
N  
Quadrilateral Cards Grade 3



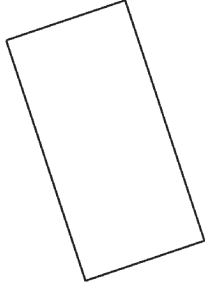
O  
Quadrilateral Cards Grade 3



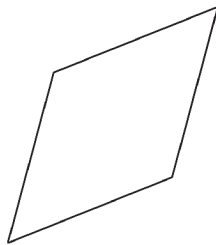
P  
Quadrilateral Cards Grade 3



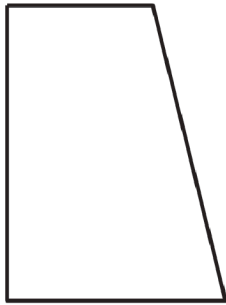
Q  
Quadrilateral Cards Grade 3



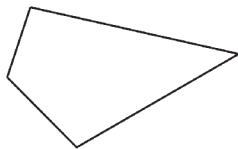
R  
Quadrilateral Cards Grade 3




S  
Quadrilateral Cards Grade 3



T  
Quadrilateral Cards Grade 3



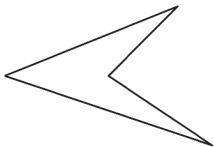
U  
Quadrilateral Cards Grade 3




V  
Quadrilateral Cards Grade 3




W  
Quadrilateral Cards Grade 3



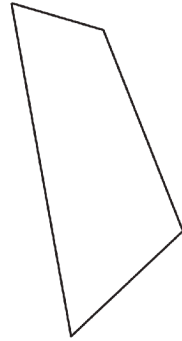
X  
Quadrilateral Cards Grade 3



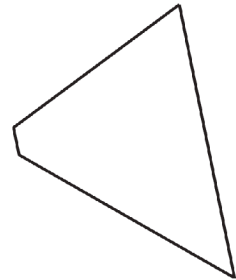
Y  
Quadrilateral Cards Grade 3



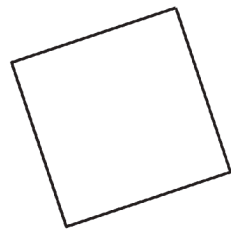
Z  
Quadrilateral Cards Grade 3




AA  
Quadrilateral Cards Grade 3



BB  
Quadrilateral Cards Grade 3



CC  
Quadrilateral Cards Grade 3



DD  
Quadrilateral Cards Grade 3



EE  
Quadrilateral Cards Grade 3



FF  
Quadrilateral Cards Grade 3



Instrucciones:

- Compañero A: escoge una tarjeta de figura, no se la muestres a tu compañero y descríbela.
- Compañero B: dibuja la figura a partir de la descripción de tu compañero.
- Compáren las figuras. Si el compañero B dibujó la figura correctamente, se queda con la tarjeta.
- Háganlo por turnos. Gana la persona que tenga más tarjetas al final del juego.

---

Instrucciones:

- Compañero A: escoge una tarjeta de figura, no se la muestres a tu compañero y descríbela.
- Compañero B: dibuja la figura a partir de la descripción de tu compañero.
- Compáren las figuras. Si el compañero B dibujó la figura correctamente, se queda con la tarjeta.
- Háganlo por turnos. Gana la persona que tenga más tarjetas al final del juego.

---

Instrucciones:

- Compañero A: escoge una tarjeta de figura, no se la muestres a tu compañero y descríbela.
- Compañero B: dibuja la figura a partir de la descripción de tu compañero.
- Compáren las figuras. Si el compañero B dibujó la figura correctamente, se queda con la tarjeta.
- Háganlo por turnos. Gana la persona que tenga más tarjetas al final del juego.